

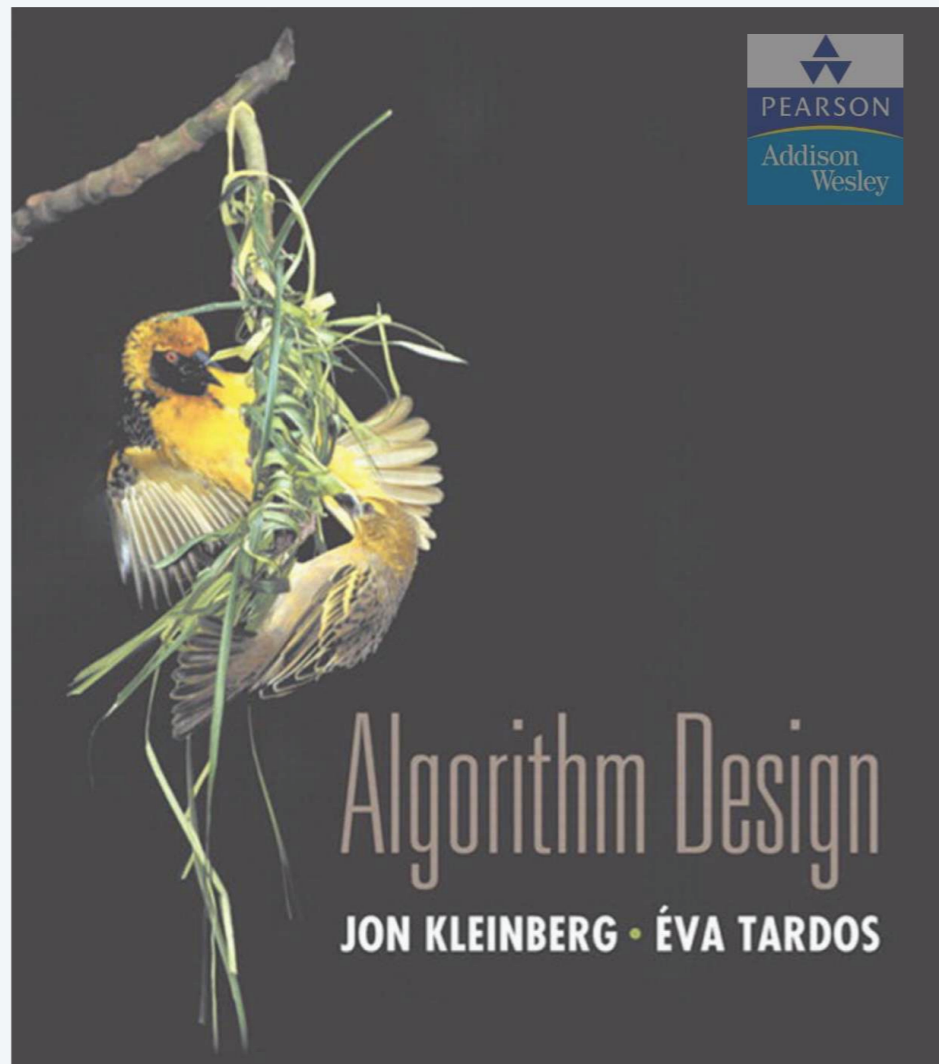
7. NETWORK FLOW I

- ▶ *max-flow and min-cut problems*
- ▶ *Ford–Fulkerson algorithm*
- ▶ *max-flow min-cut theorem*
- ▶ *choosing good augmenting paths*

Lecture slides by Kevin Wayne

Copyright © 2005 Pearson-Addison Wesley

<http://www.cs.princeton.edu/~wayne/kleinberg-tardos>



SECTION 7.1

7. NETWORK FLOW I

- ▶ *max-flow and min-cut problems*
- ▶ *Ford–Fulkerson algorithm*
- ▶ *max-flow min-cut theorem*
- ▶ *choosing good augmenting paths*

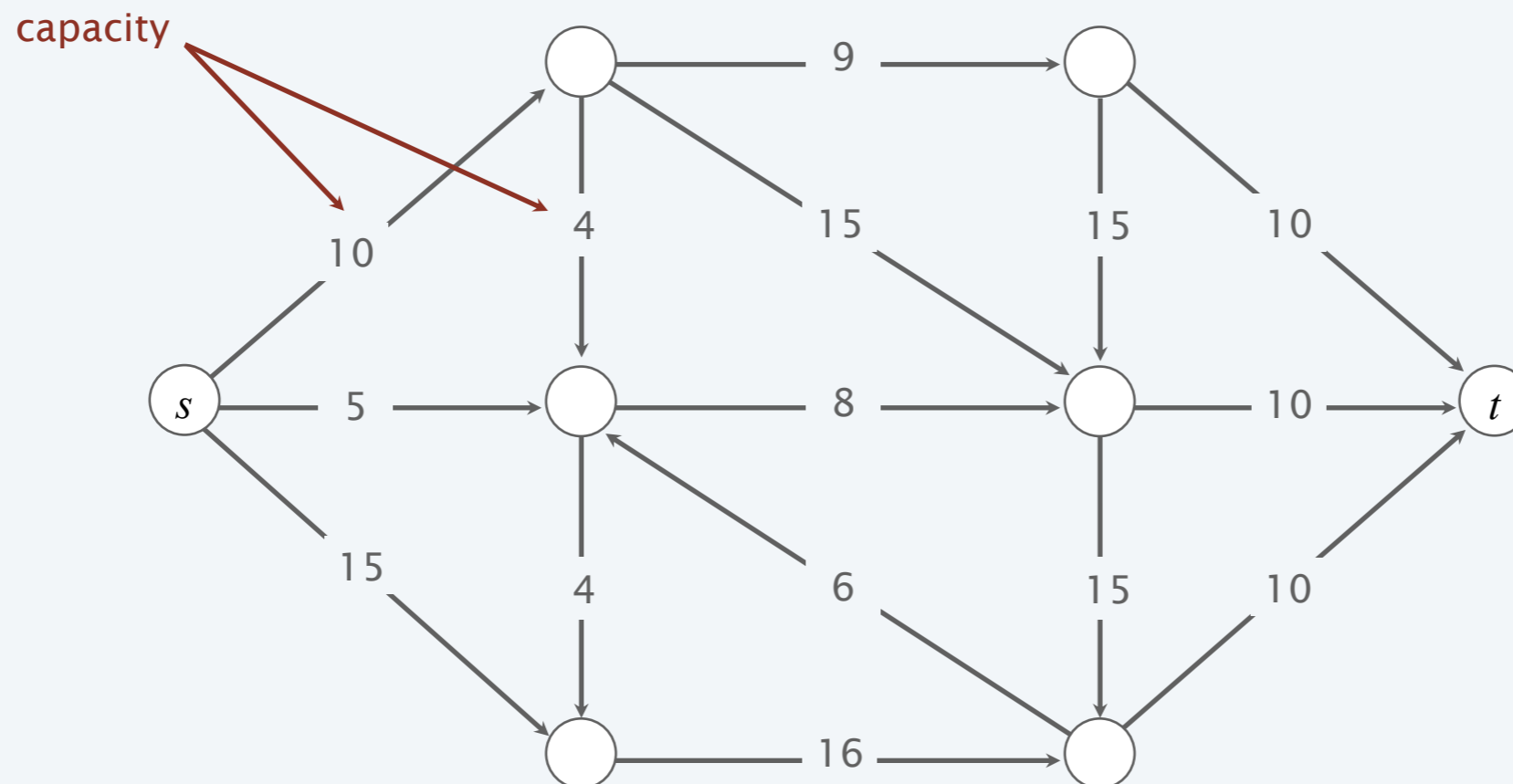
Flow network

A **flow network** is a tuple $G = (V, E, s, t, c)$.

- Digraph (V, E) with source $s \in V$ and sink $t \in V$.
- Capacity $c(e) \geq 0$ for each $e \in E$.

assume all nodes are reachable from s

Intuition. Material flowing through a transportation network; material originates at source and is sent to sink.

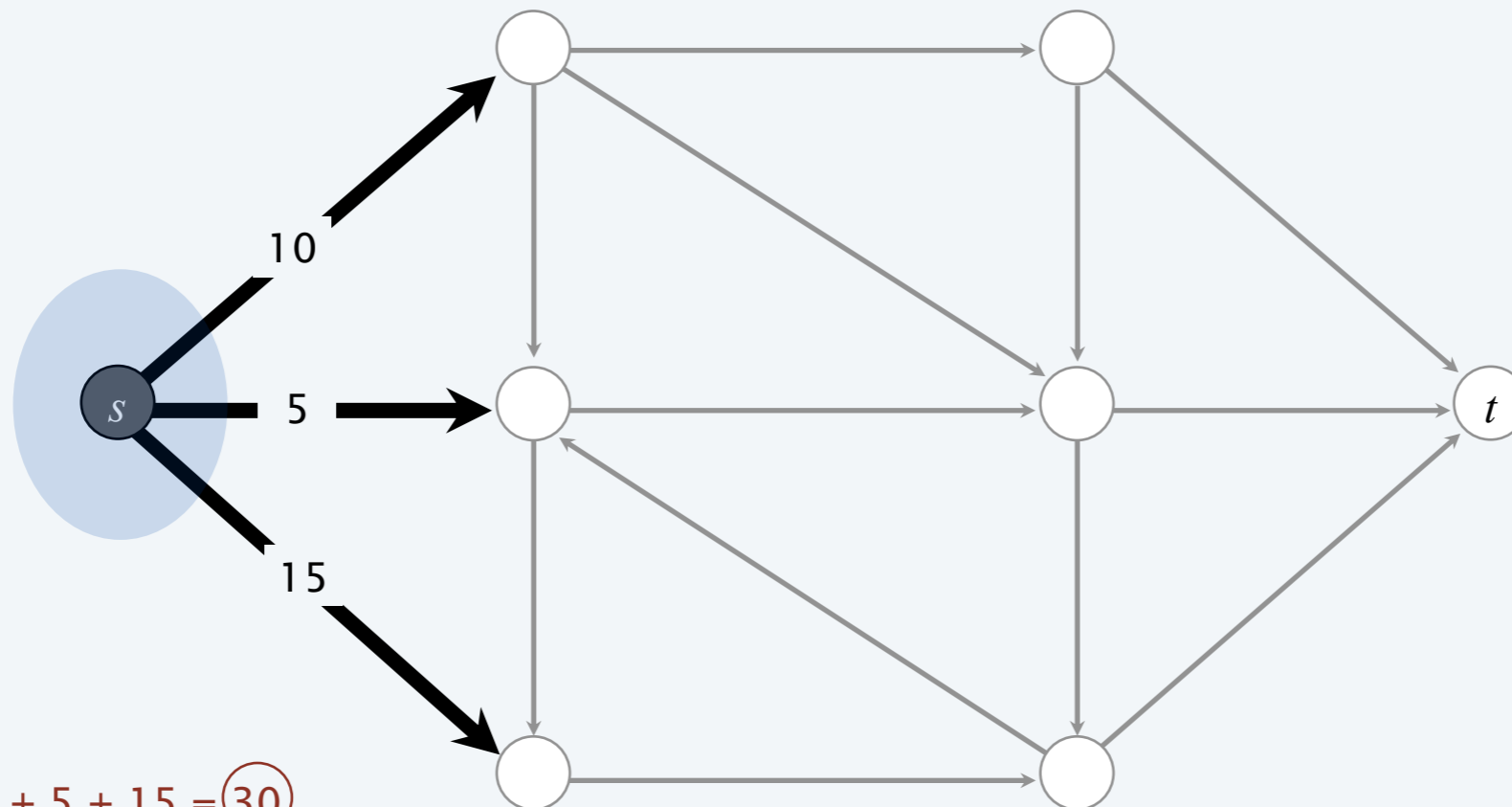


Minimum-cut problem

Def. An *st-cut (cut)* is a partition (A, B) of the nodes with $s \in A$ and $t \in B$.

Def. Its *capacity* is the sum of the capacities of the edges from A to B .

$$\text{cap}(A, B) = \sum_{e \text{ out of } A} c(e)$$



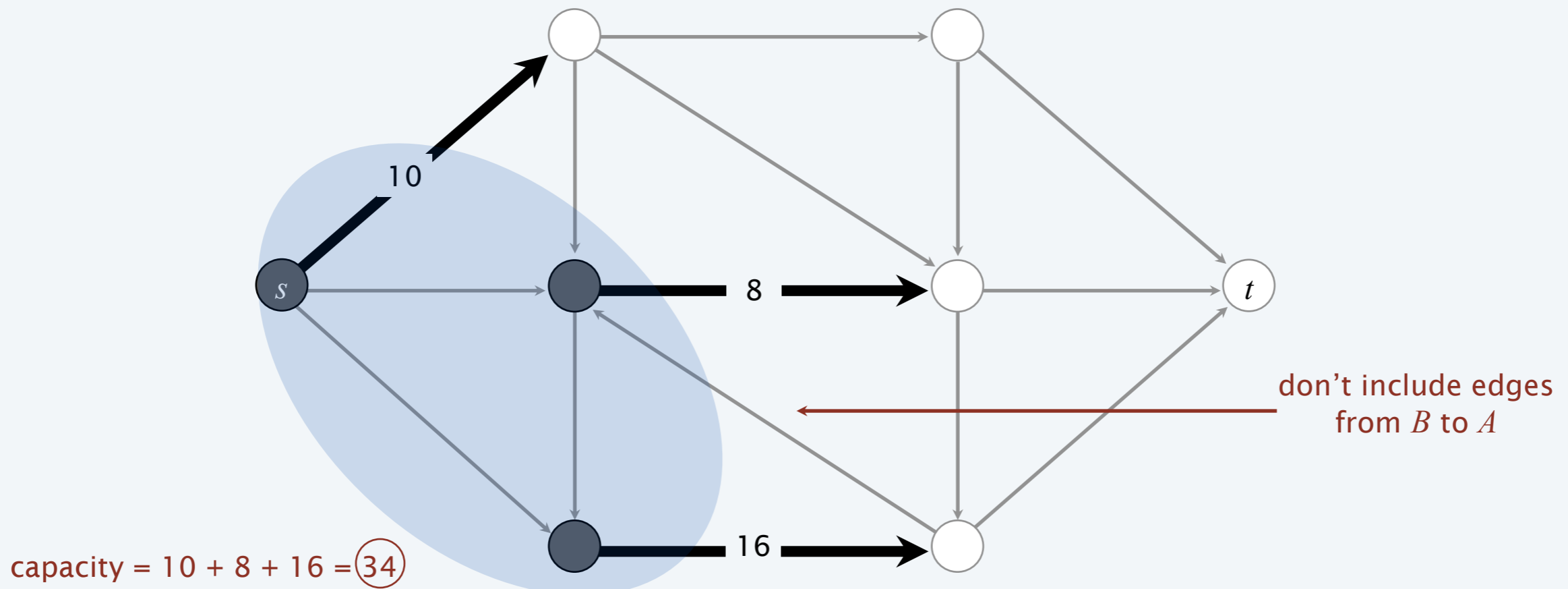
capacity = $10 + 5 + 15 = 30$

Minimum-cut problem

Def. An *st-cut* (cut) is a partition (A, B) of the nodes with $s \in A$ and $t \in B$.

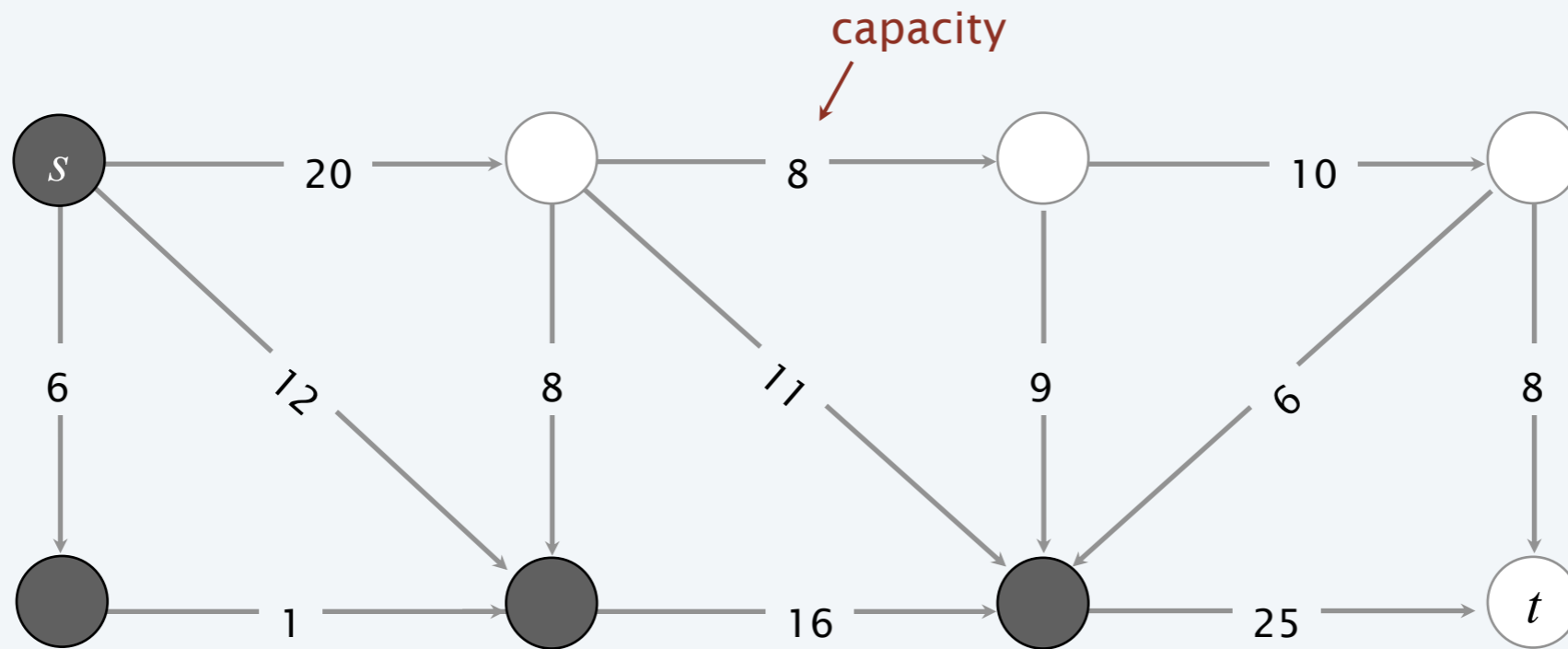
Def. Its *capacity* is the sum of the capacities of the edges from A to B .

$$\text{cap}(A, B) = \sum_{e \text{ out of } A} c(e)$$



One more example

Capacity of the given *st*-cut: $20+25=45$



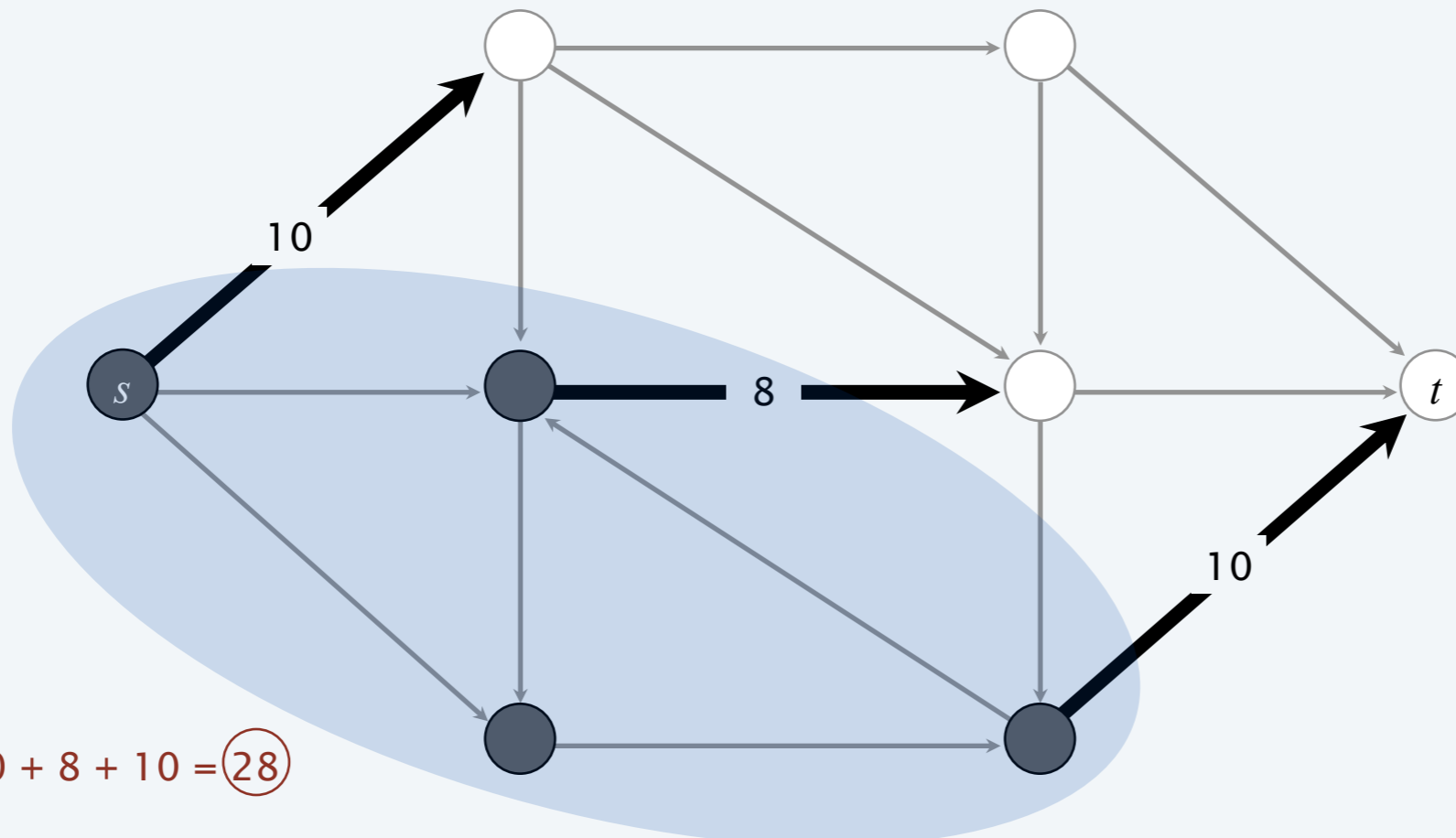
Minimum-cut problem

Def. An *st-cut (cut)* is a partition (A, B) of the nodes with $s \in A$ and $t \in B$.

Def. Its *capacity* is the sum of the capacities of the edges from A to B .

$$\text{cap}(A, B) = \sum_{e \text{ out of } A} c(e)$$

Min-cut problem. Find a cut of minimum capacity.

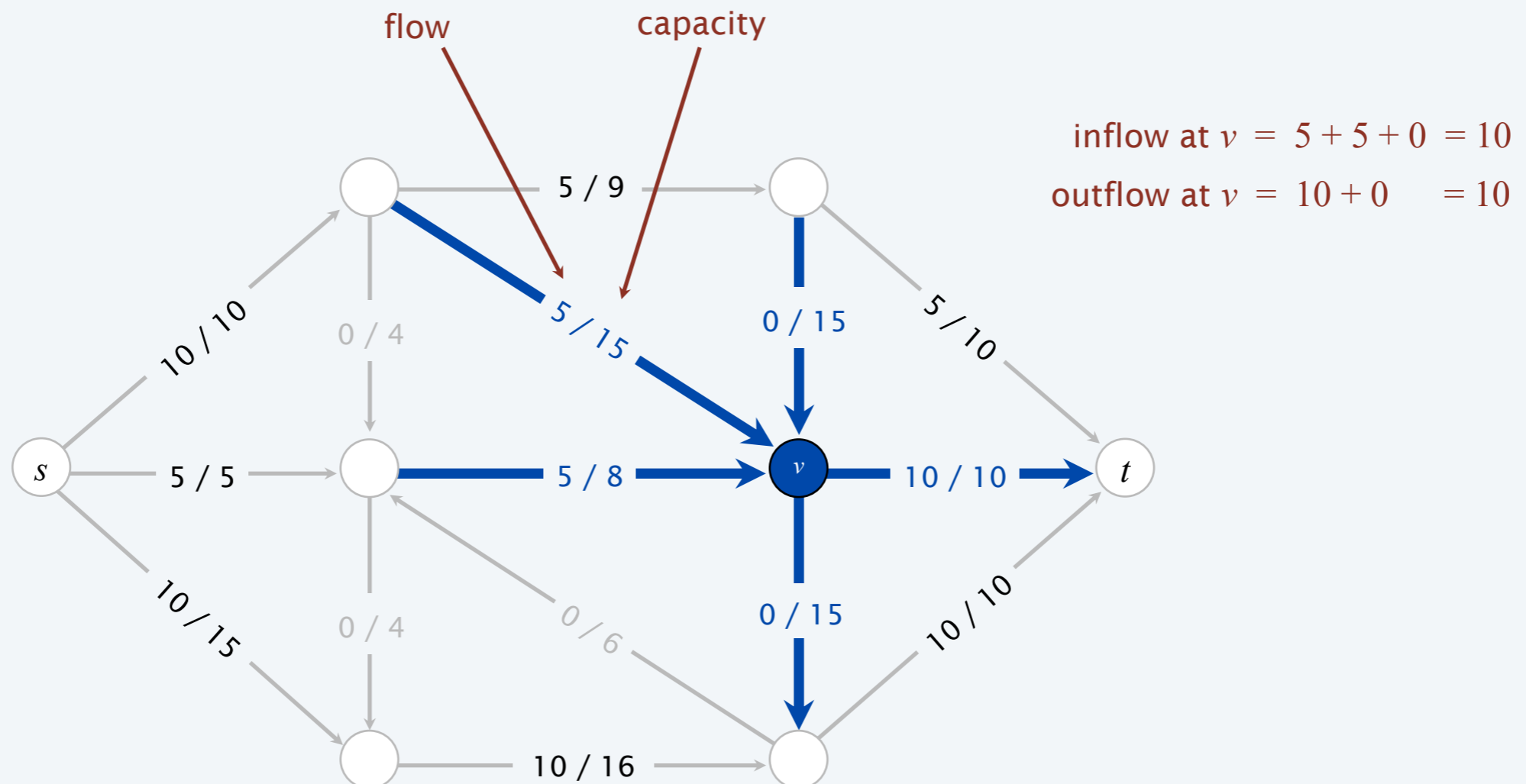


capacity = $10 + 8 + 10 = 28$

Maximum-flow problem

Def. An *st*-flow (flow) f is a function that satisfies:

- For each $e \in E$: $0 \leq f(e) \leq c(e)$ [capacity]
- For each $v \in V - \{s, t\}$: $\sum_{e \text{ in to } v} f(e) = \sum_{e \text{ out of } v} f(e)$ [flow conservation]

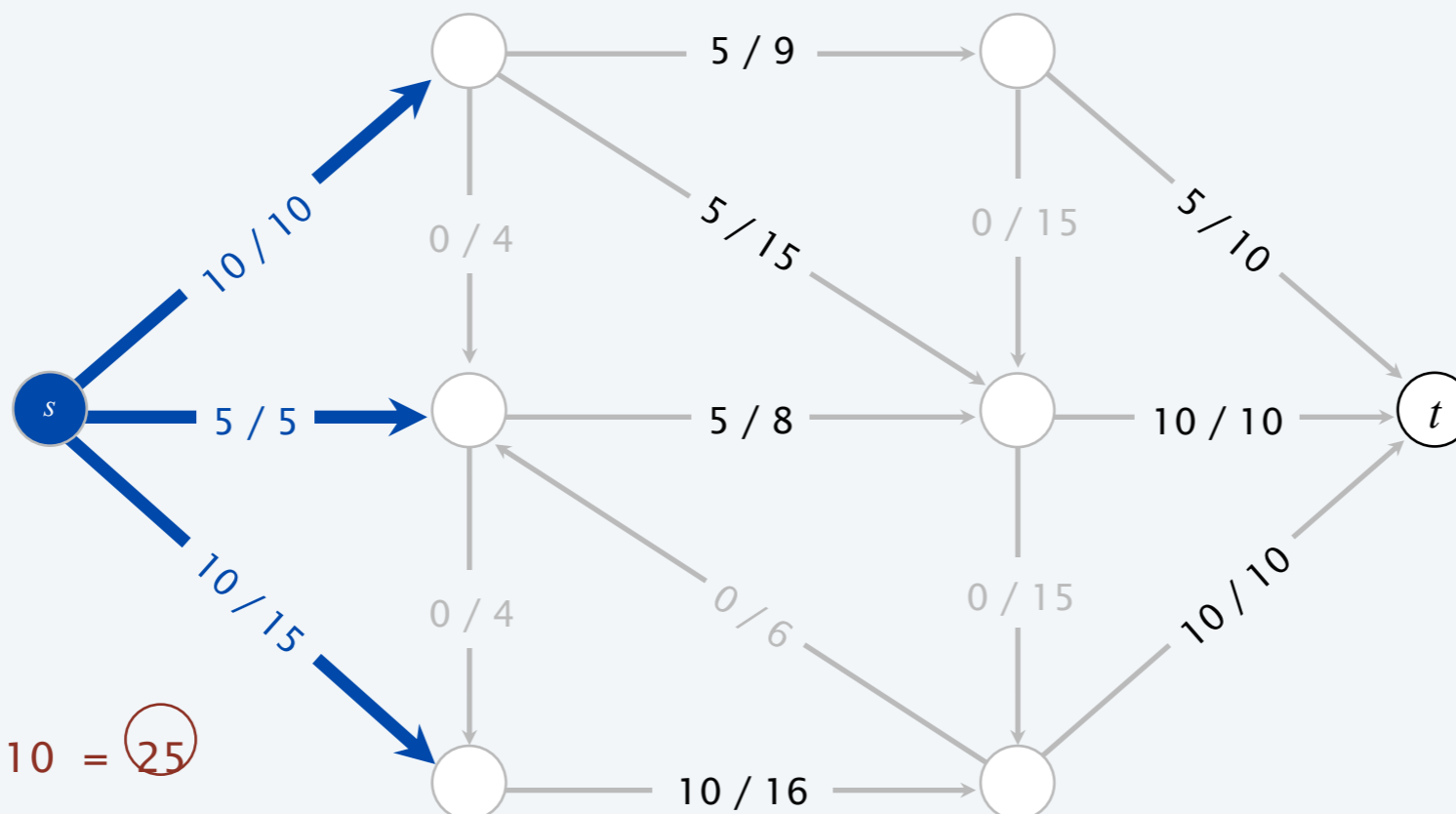


Maximum-flow problem

Def. An *st*-flow (flow) f is a function that satisfies:

- For each $e \in E$: $0 \leq f(e) \leq c(e)$ [capacity]
- For each $v \in V - \{s, t\}$: $\sum_{e \text{ in to } v} f(e) = \sum_{e \text{ out of } v} f(e)$ [flow conservation]

Def. The **value** of a flow f is: $val(f) = \sum_{e \text{ out of } s} f(e) - \sum_{e \text{ in to } s} f(e)$



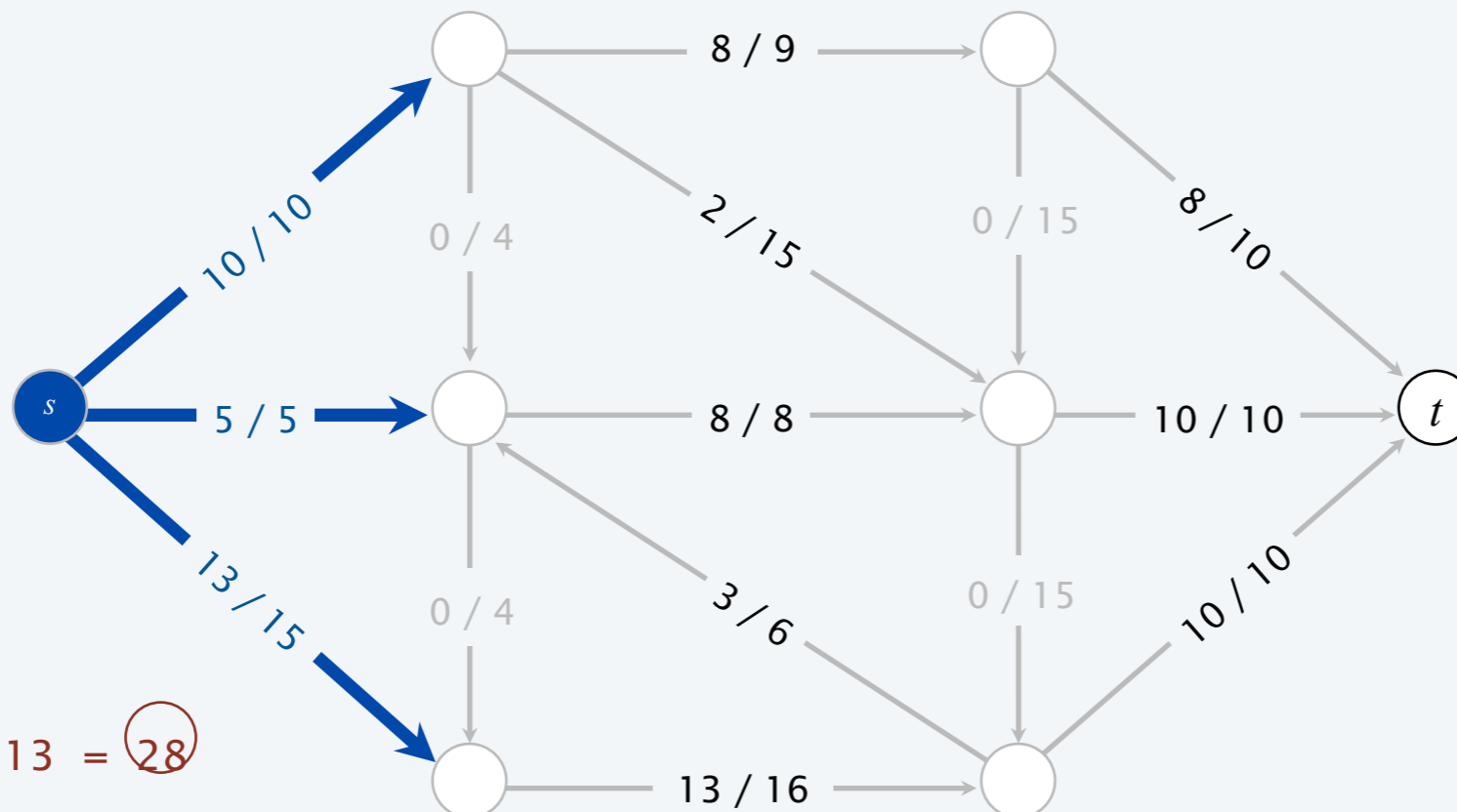
Maximum-flow problem

Def. An *st*-flow (flow) f is a function that satisfies:

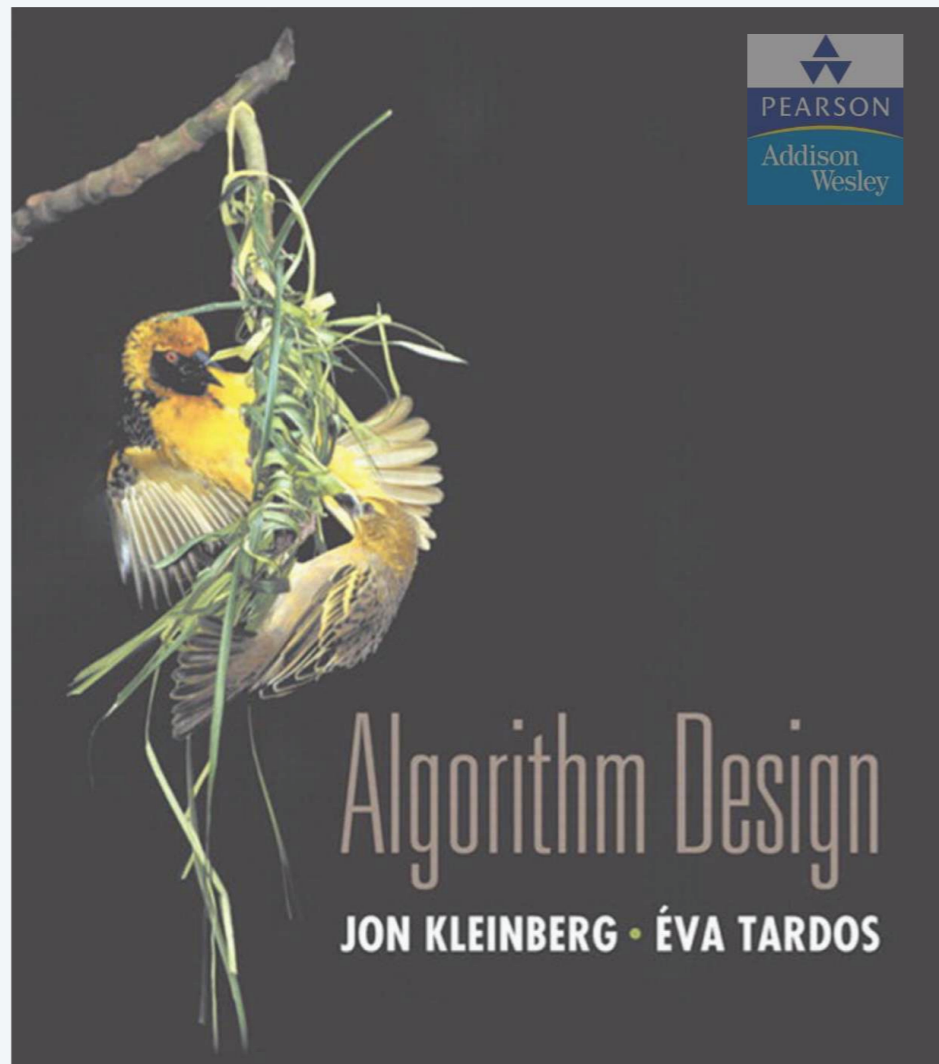
- For each $e \in E$: $0 \leq f(e) \leq c(e)$ [capacity]
- For each $v \in V - \{s, t\}$: $\sum_{e \text{ in to } v} f(e) = \sum_{e \text{ out of } v} f(e)$ [flow conservation]

Def. The **value** of a flow f is: $val(f) = \sum_{e \text{ out of } s} f(e) - \sum_{e \text{ in to } s} f(e)$

Max-flow problem. Find a flow of maximum value.



value = 10 + 5 + 13 = 28



SECTION 7.1

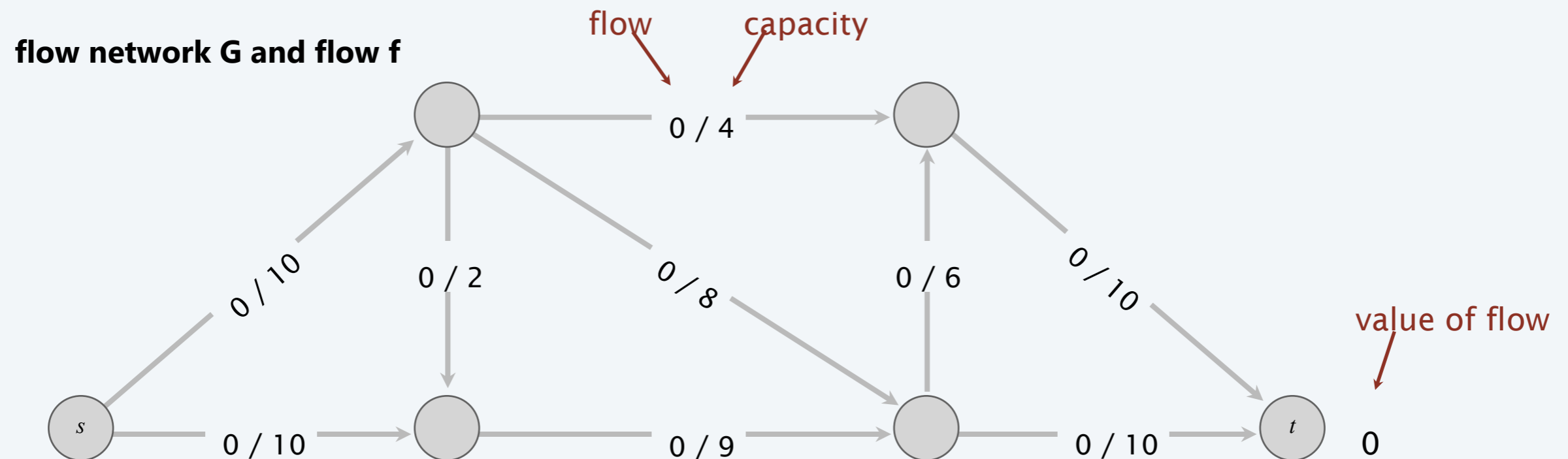
7. NETWORK FLOW I

- ▶ *max-flow and min-cut problems*
- ▶ **Ford–Fulkerson algorithm**
- ▶ *max-flow min-cut theorem*
- ▶ *choosing good augmenting paths*

Toward a max-flow algorithm

Greedy algorithm.

- Start with $f(e) = 0$ for each edge $e \in E$.
- Find an $s \rightsquigarrow t$ path P where each edge has $f(e) < c(e)$.
- Augment flow along path P .
- Repeat until you get stuck.

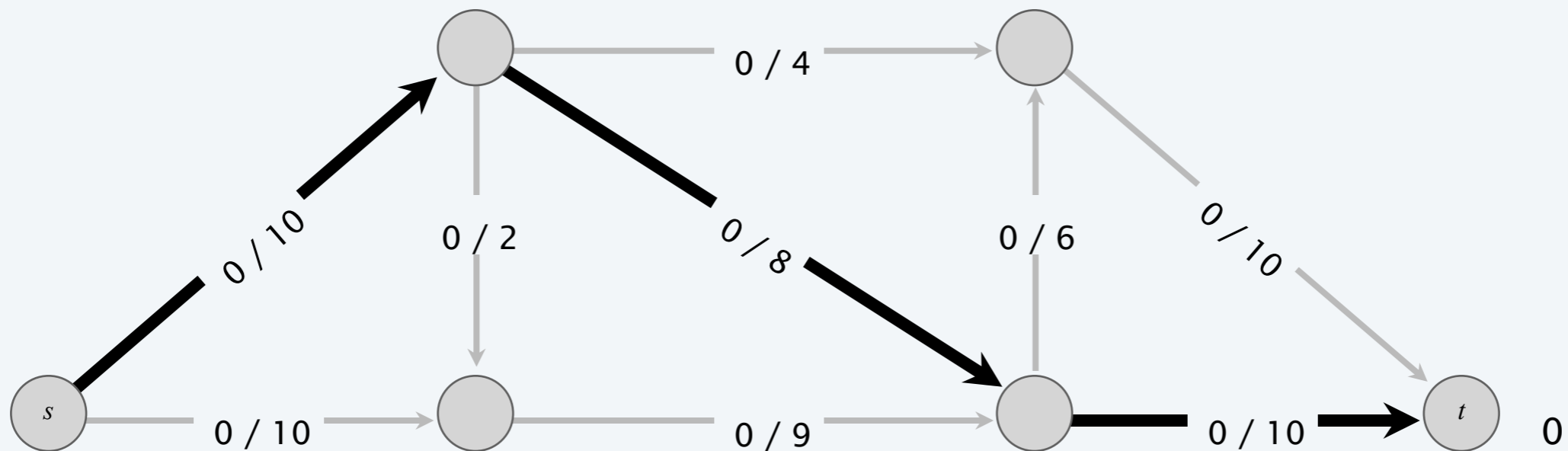


Toward a max-flow algorithm

Greedy algorithm.

- Start with $f(e) = 0$ for each edge $e \in E$.
- Find an $s \rightsquigarrow t$ path P where each edge has $f(e) < c(e)$.
- Augment flow along path P .
- Repeat until you get stuck.

flow network G and flow f

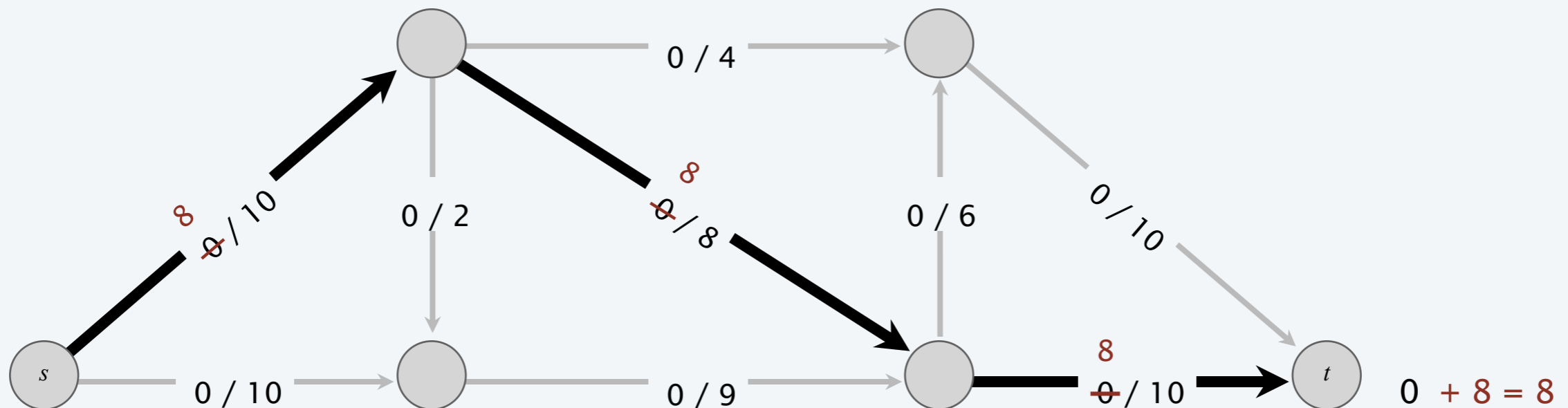


Toward a max-flow algorithm

Greedy algorithm.

- Start with $f(e) = 0$ for each edge $e \in E$.
- Find an $s \rightsquigarrow t$ path P where each edge has $f(e) < c(e)$.
- **Augment flow along path P .**
- Repeat until you get stuck.

flow network G and flow f

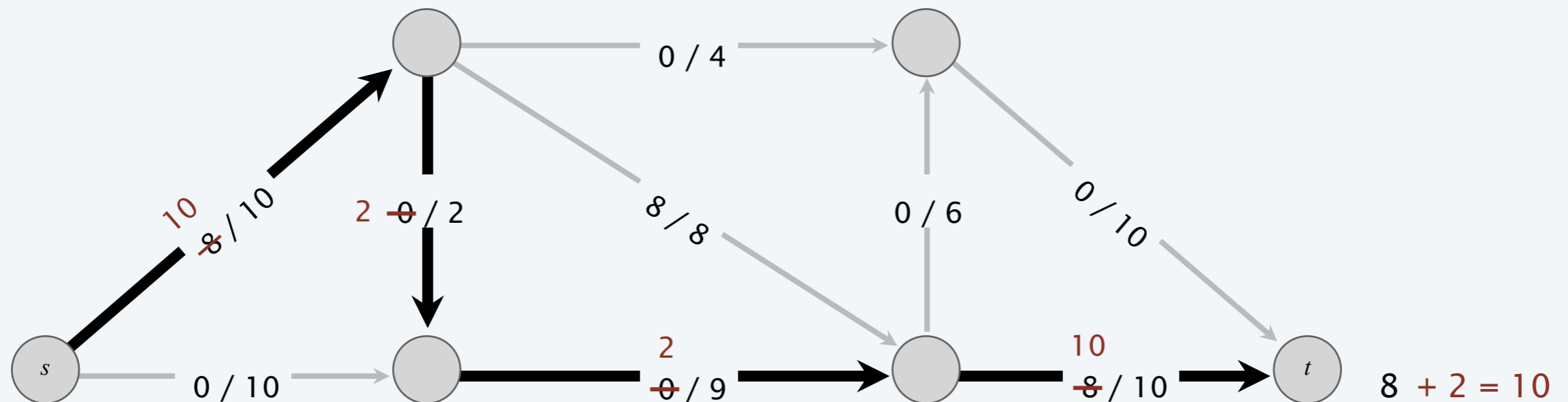


Toward a max-flow algorithm

Greedy algorithm.

- Start with $f(e) = 0$ for each edge $e \in E$.
- Find an $s \rightsquigarrow t$ path P where each edge has $f(e) < c(e)$.
- Augment flow along path P .
- Repeat until you get stuck.

flow network G and flow f

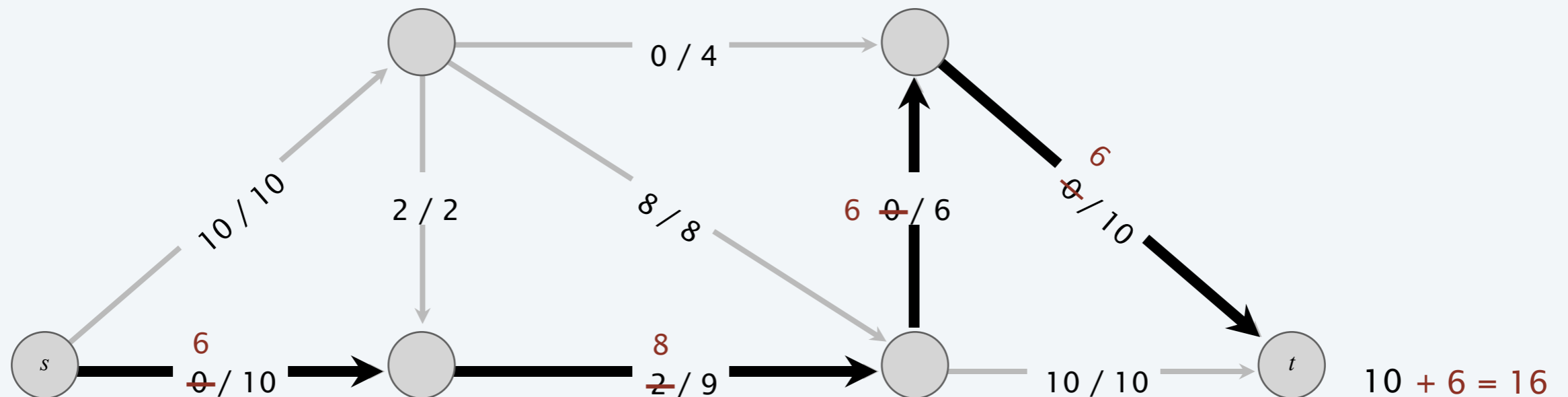


Toward a max-flow algorithm

Greedy algorithm.

- Start with $f(e) = 0$ for each edge $e \in E$.
- Find an $s \rightsquigarrow t$ path P where each edge has $f(e) < c(e)$.
- Augment flow along path P .
- Repeat until you get stuck.

flow network G and flow f



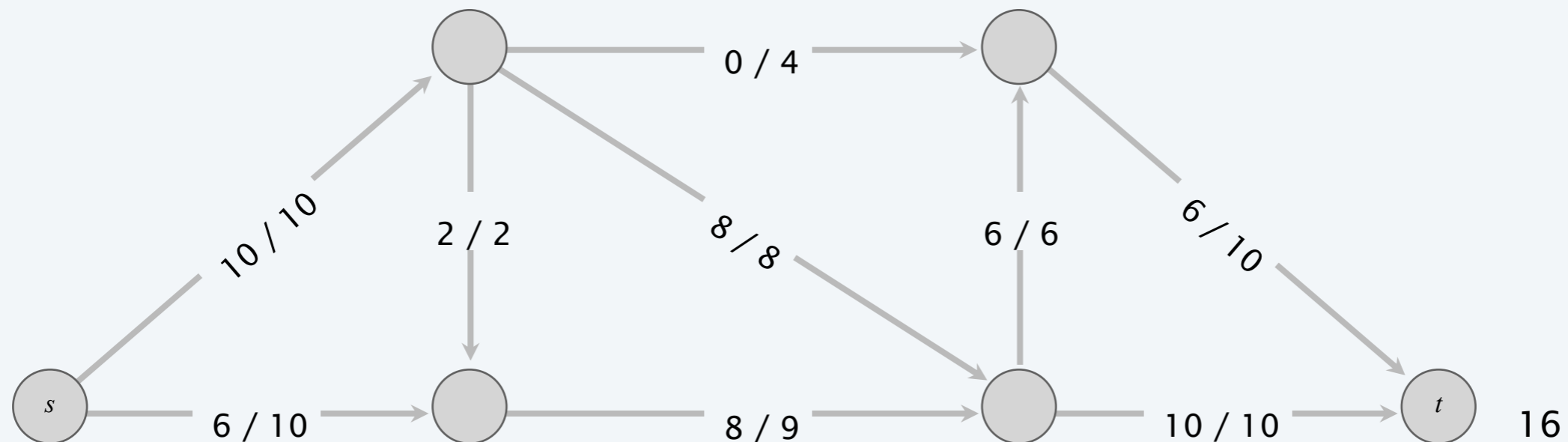
Toward a max-flow algorithm

Greedy algorithm.

- Start with $f(e) = 0$ for each edge $e \in E$.
- Find an $s \rightsquigarrow t$ path P where each edge has $f(e) < c(e)$.
- Augment flow along path P .
- Repeat until you get stuck.

ending flow value = 16

flow network G and flow f



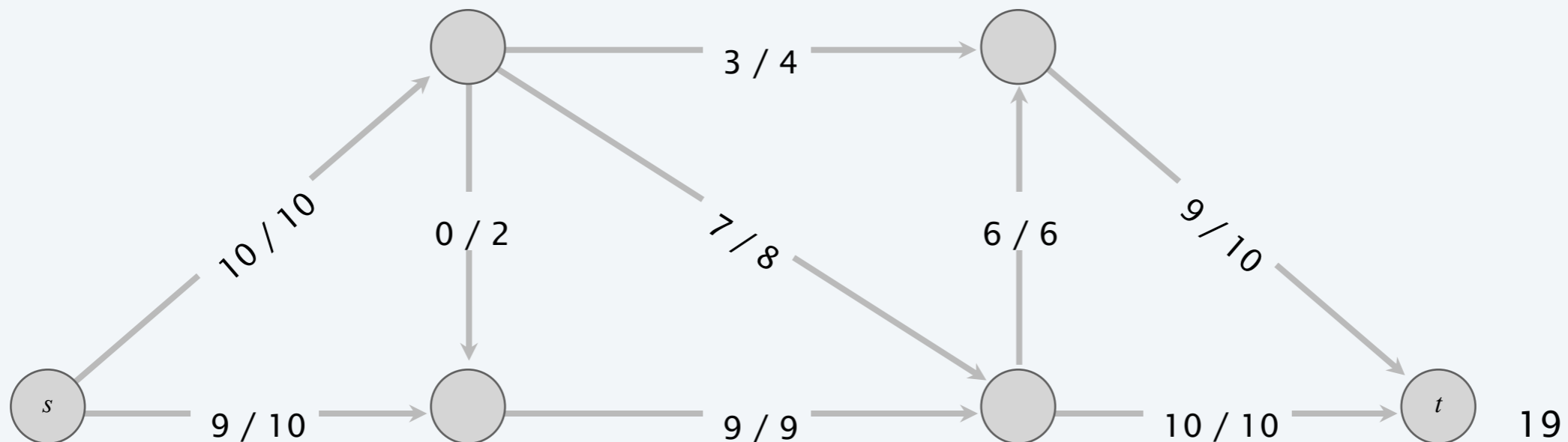
Toward a max-flow algorithm

Greedy algorithm.

- Start with $f(e) = 0$ for each edge $e \in E$.
- Find an $s \rightsquigarrow t$ path P where each edge has $f(e) < c(e)$.
- Augment flow along path P .
- Repeat until you get stuck.

but max-flow value = 19

flow network G and flow f



Why the greedy algorithm fails

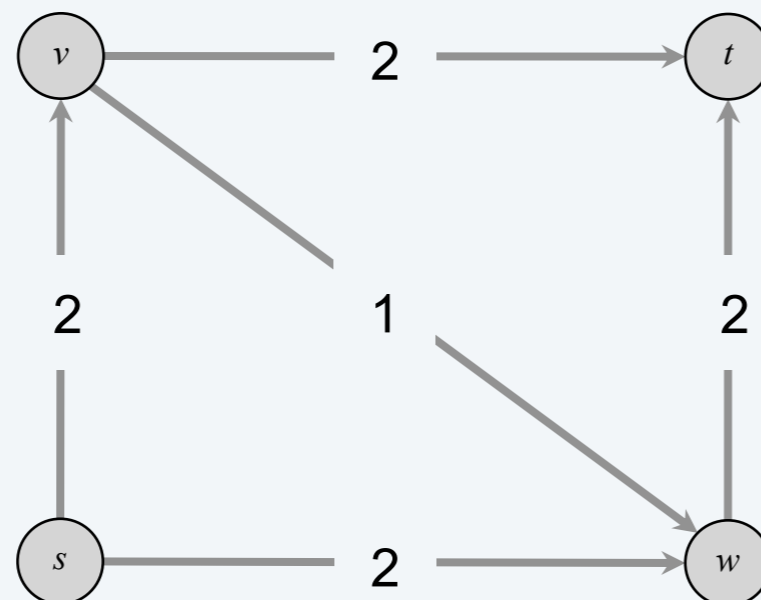
Q. Why does the greedy algorithm fail?

A. Once greedy algorithm increases flow on an edge, it never decreases it.

Ex. Consider flow network G .

- The unique max flow f^* has $f^*(v, w) = 0$.
- Greedy algorithm could choose $s \rightarrow v \rightarrow w \rightarrow t$ as first path.

flow network G



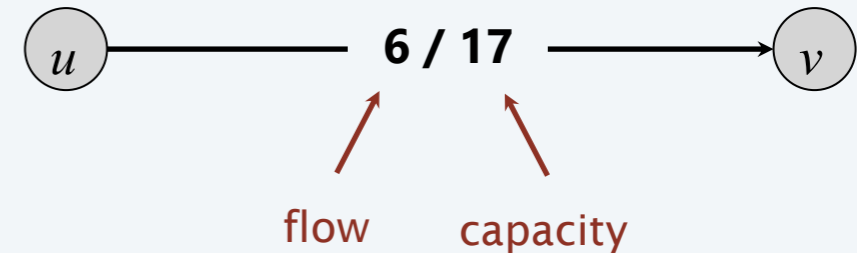
Bottom line. Need some mechanism to “undo” a bad decision.

Residual network

Original edge. $e = (u, v) \in E$.

- Flow $f(e)$.
- Capacity $c(e)$.

original flow network G



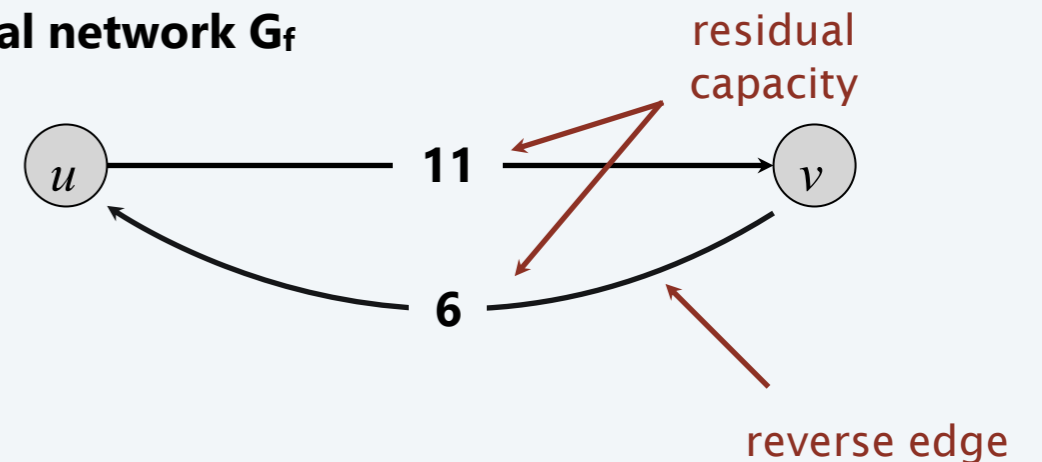
Reverse edge. $e^{\text{reverse}} = (v, u)$.

- “Undo” flow sent.

Residual capacity.

$$c_f(e) = \begin{cases} c(e) - f(e) & \text{if } e \in E \\ f(e^{\text{reverse}}) & \text{if } e^{\text{reverse}} \in E \end{cases}$$

residual network G_f



edges with positive residual capacity

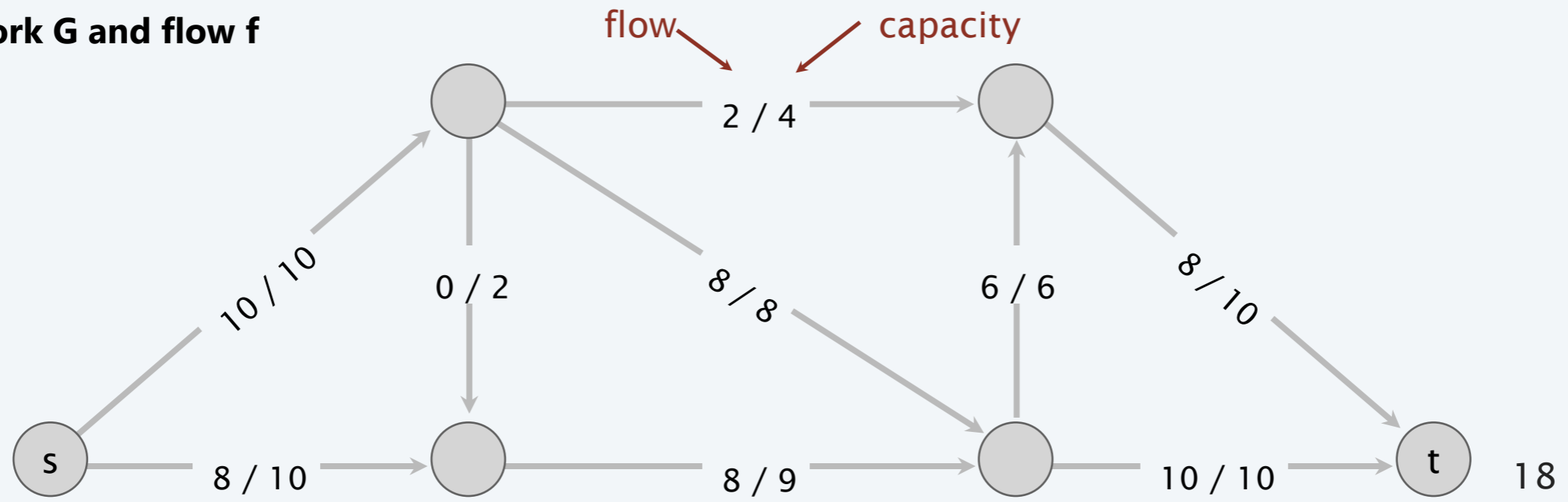
Residual network. $G_f = (V, E_f, s, t, c_f)$.

- $E_f = \{e : f(e) < c(e)\} \cup \{e : f(e^{\text{reverse}}) > 0\}$.
- Key property: f' is a flow in G_f iff $f + f'$ is a flow in G .

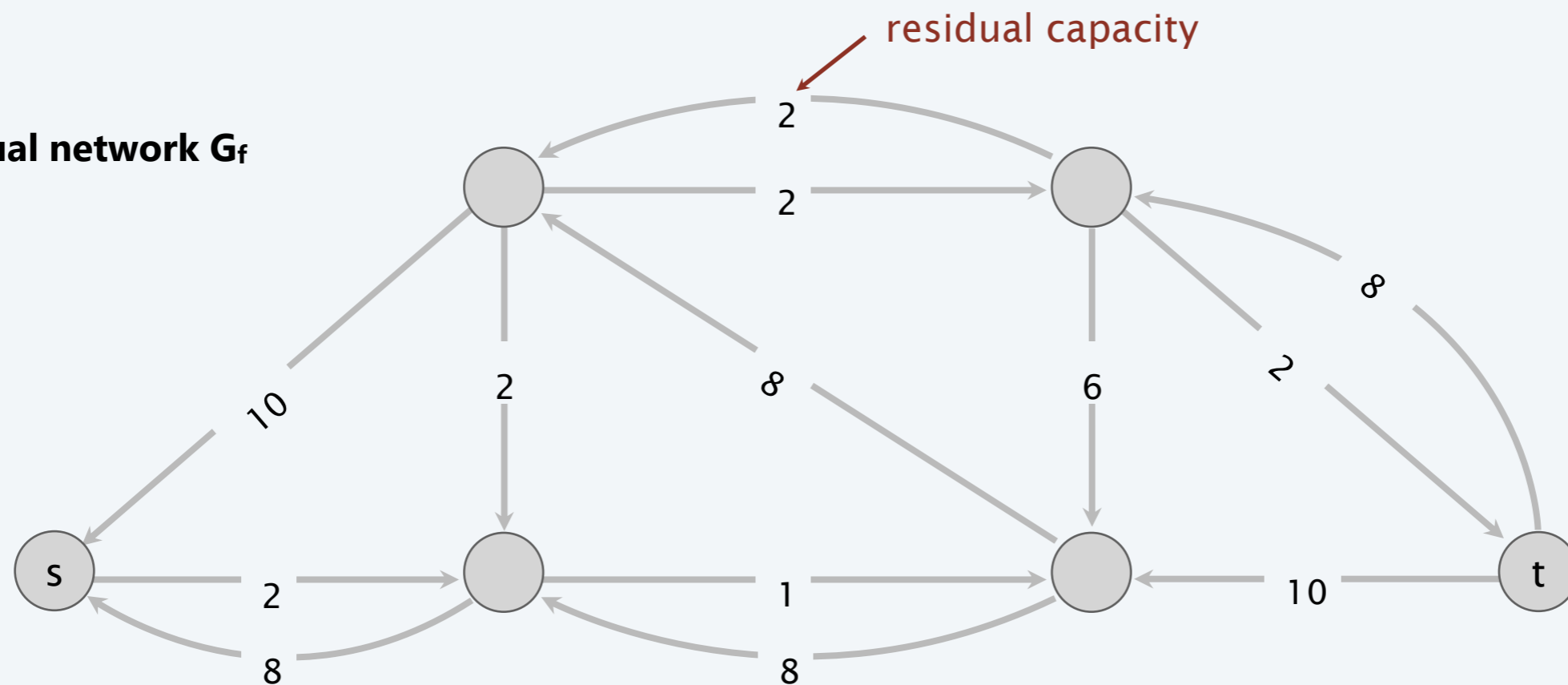
where flow on a reverse edge negates flow on corresponding forward edge

Residual network: an example

network G and flow f



residual network G_f



Augmenting path

Def. An **augmenting path** is a simple $s \rightsquigarrow t$ path in the residual network G_f .

Def. The **bottleneck capacity** of an augmenting path P is the minimum residual capacity of any edge in P .

Key property. Let f be a flow and let P be an augmenting path in G_f . Then, after calling $f' \leftarrow \text{AUGMENT}(f, c, P)$, the resulting f' is a flow and $\text{val}(f') = \text{val}(f) + \text{bottleneck}(G_f, P)$.

```
AUGMENT( $f, c, P$ )
```

```
 $\delta \leftarrow$  bottleneck capacity of augmenting path  $P$ .
```

```
FOREACH edge  $e \in P$  :
```

```
    IF ( $e \in E$ )  $f(e) \leftarrow f(e) + \delta$ .
```

```
    ELSE  $f(e^{\text{reverse}}) \leftarrow f(e^{\text{reverse}}) - \delta$ .
```

```
RETURN  $f$ .
```

Ford–Fulkerson algorithm

Ford–Fulkerson augmenting path algorithm.

- Start with $f(e) = 0$ for each edge $e \in E$.
- Find an $s \rightsquigarrow t$ path P in the residual network G_f .
- Augment flow along path P .
- Repeat until you get stuck.

FORD–FULKERSON(G)

FOREACH edge $e \in E : f(e) \leftarrow 0$.

$G_f \leftarrow$ residual network of G with respect to flow f .

WHILE (there exists an $s \rightsquigarrow t$ path P in G_f)

$f \leftarrow$ AUGMENT(f, c, P).

Update G_f .

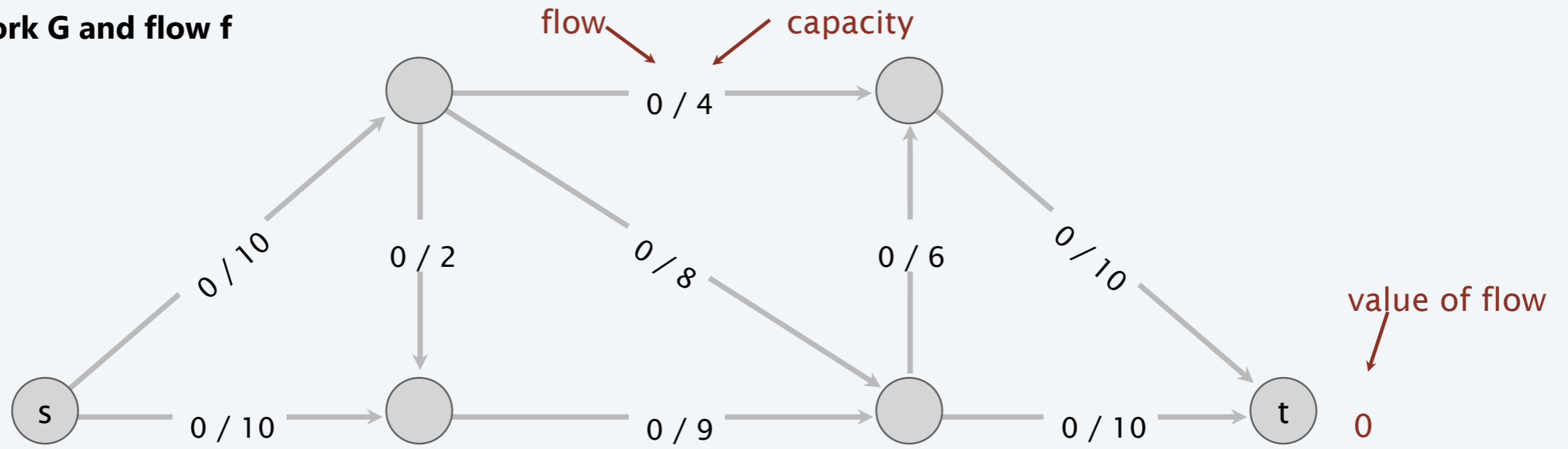
RETURN f .



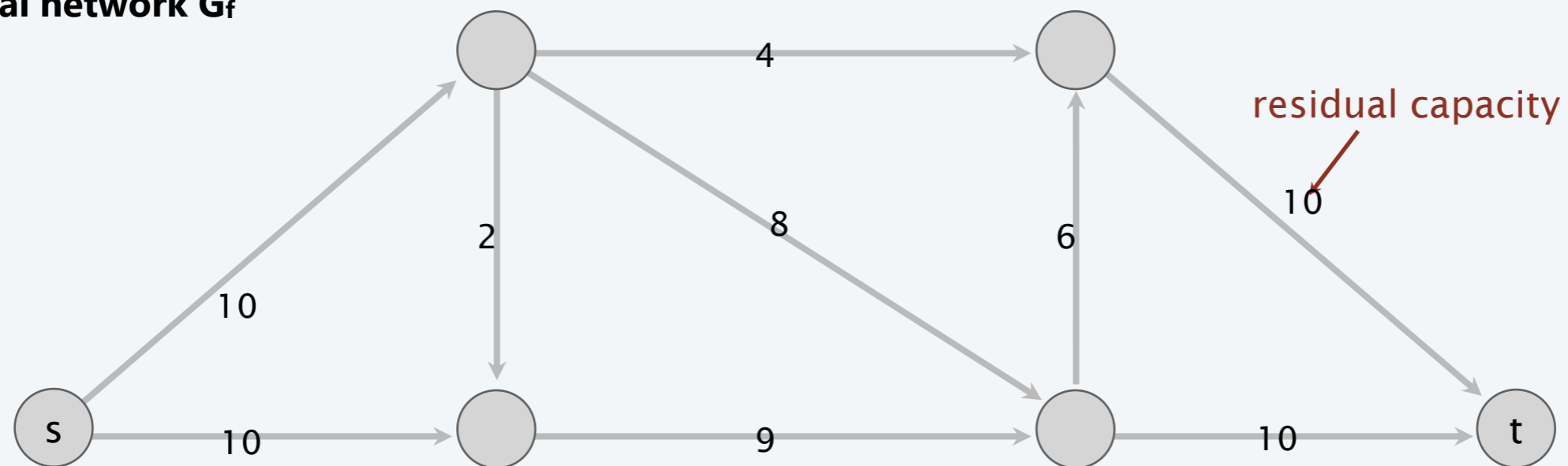
augmenting path

Ford–Fulkerson algorithm demo

network G and flow f

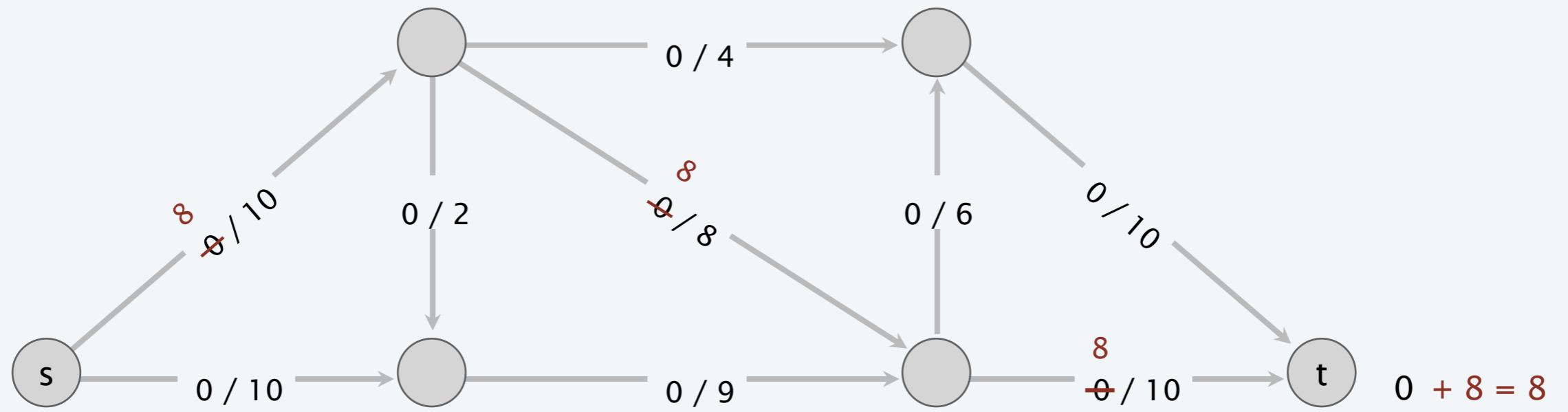


residual network G_f

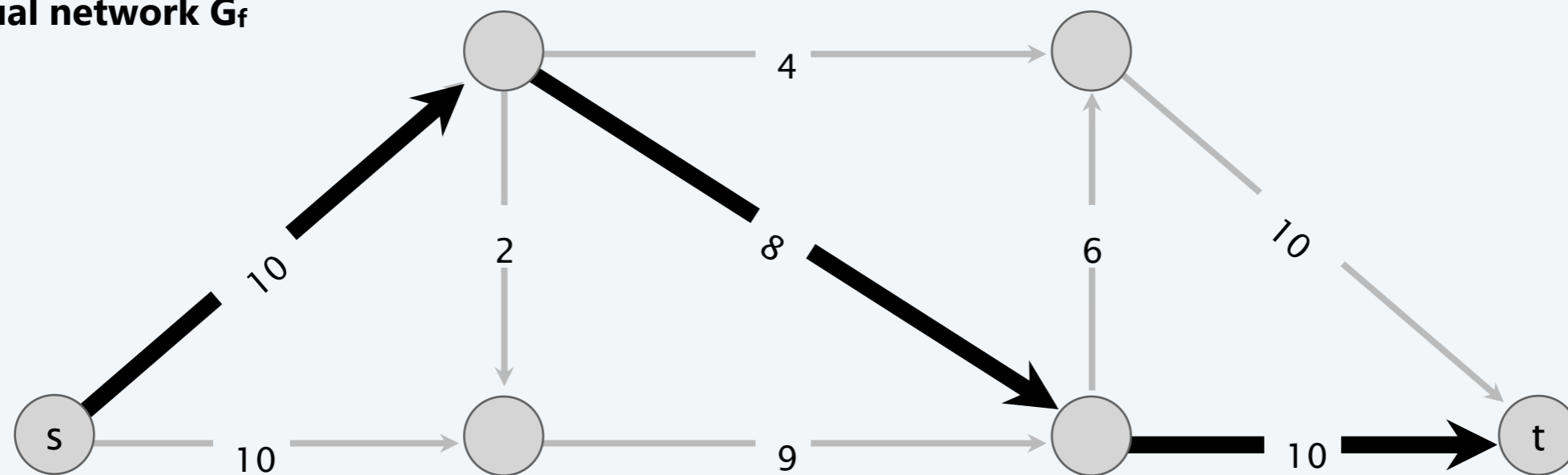


Ford–Fulkerson algorithm demo

network G and flow f

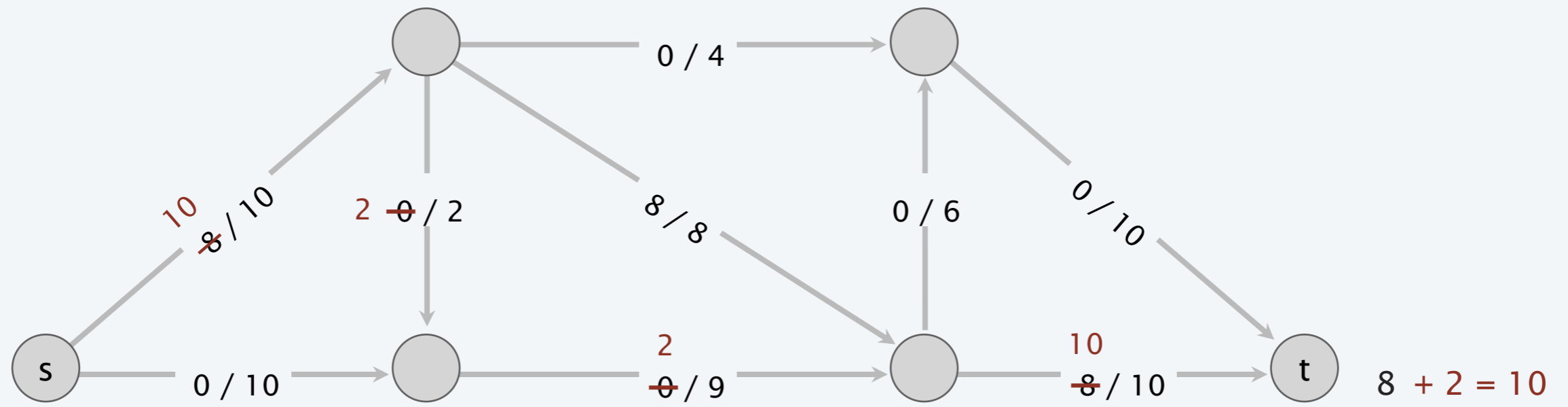


residual network G_f

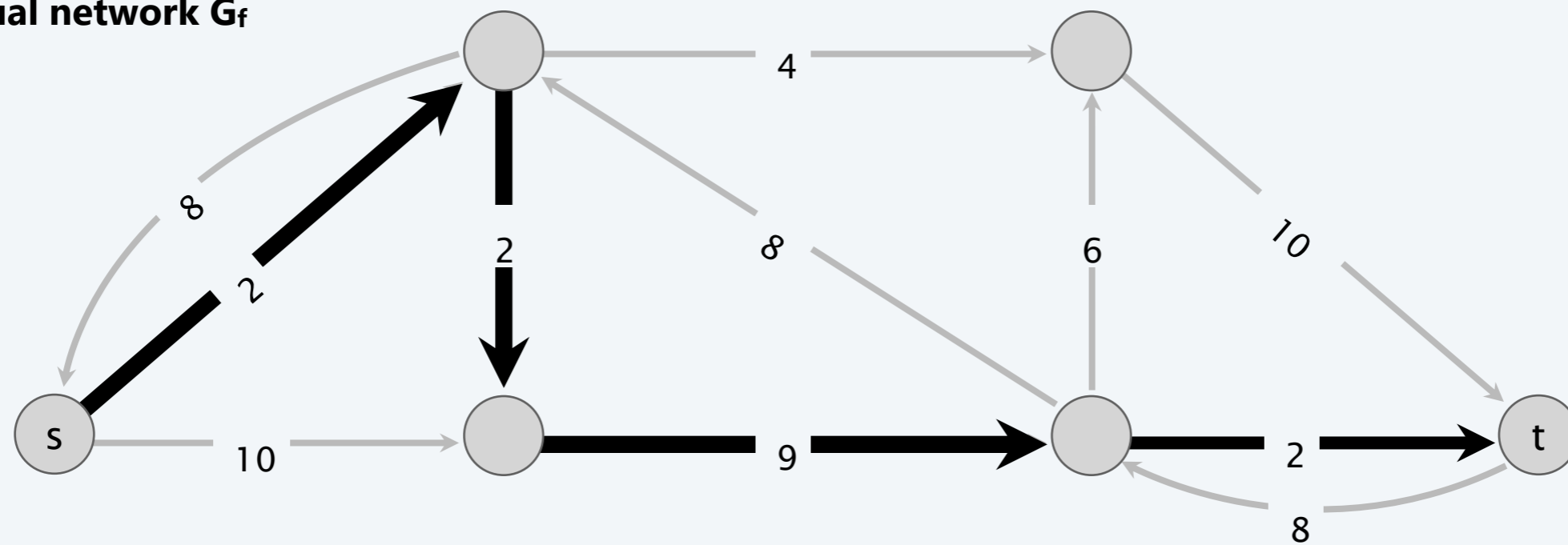


Ford–Fulkerson algorithm demo

network **G** and flow **f**

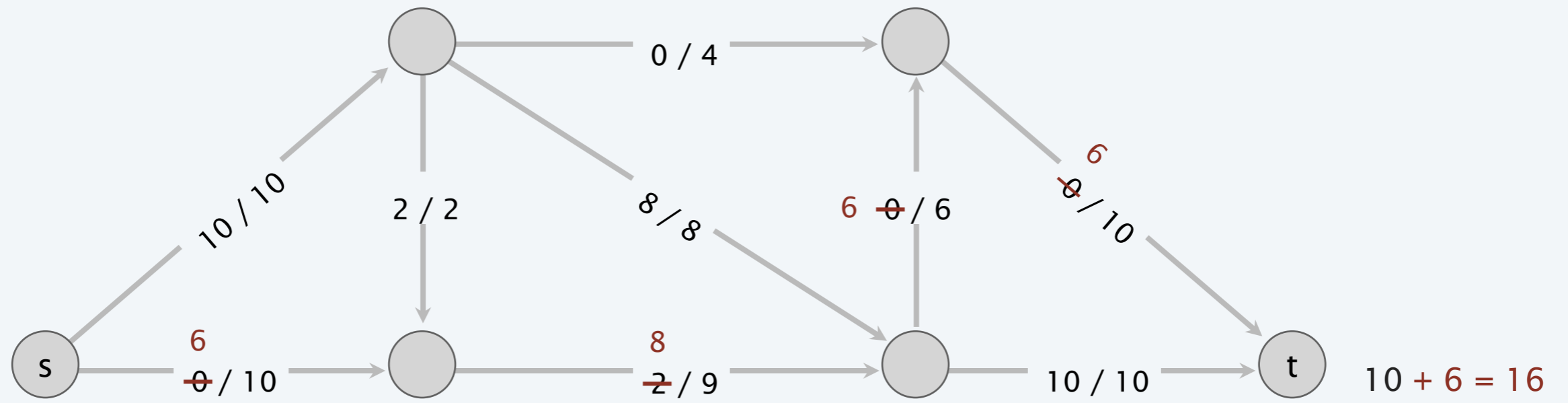


residual network **G_f**

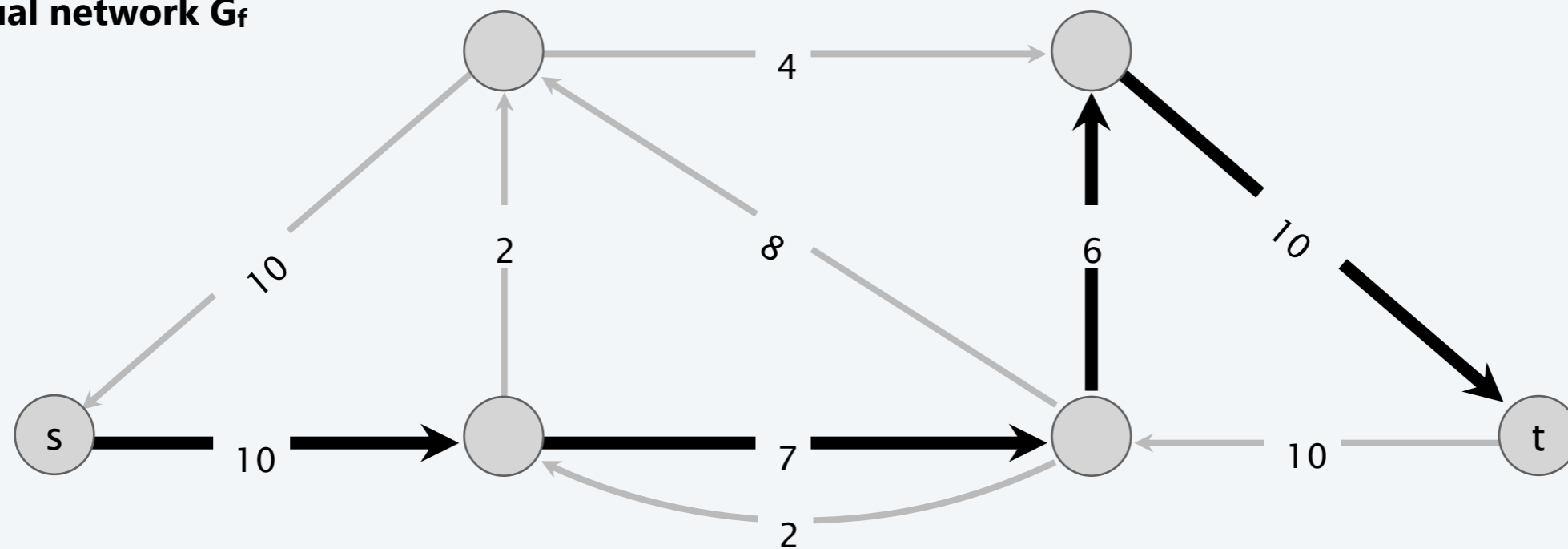


Ford–Fulkerson algorithm demo

network **G** and flow **f**

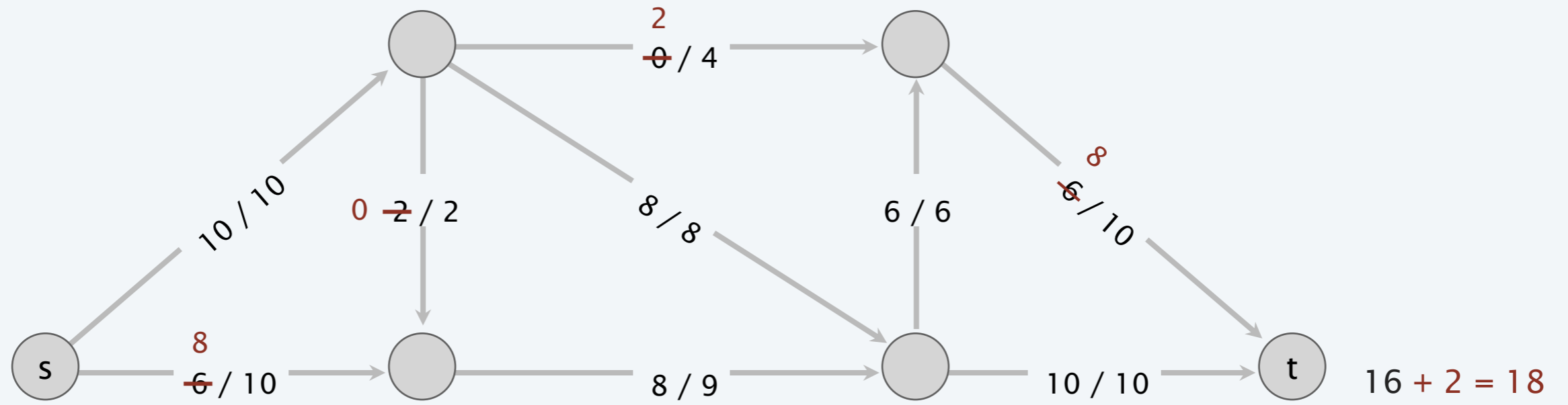


residual network G_f

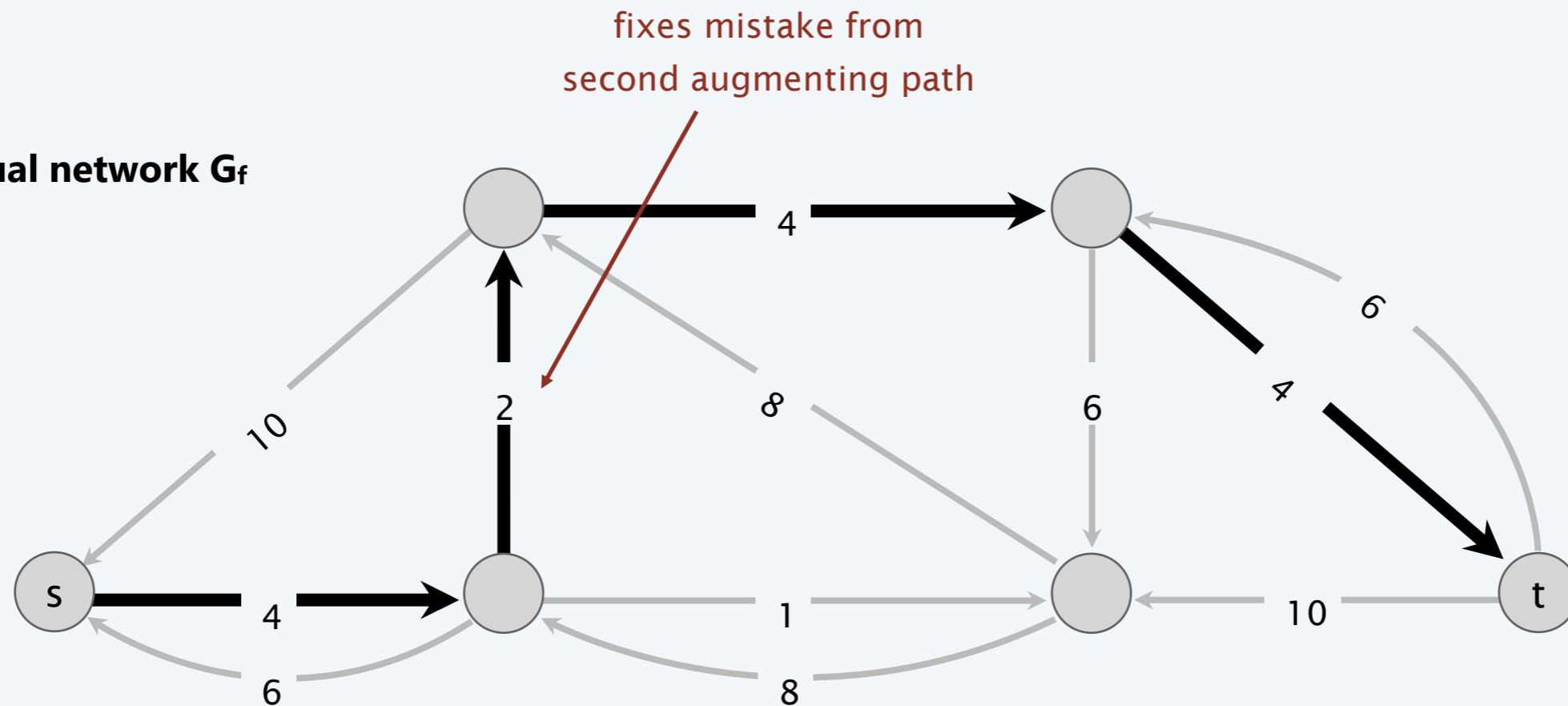


Ford–Fulkerson algorithm demo

network G and flow f

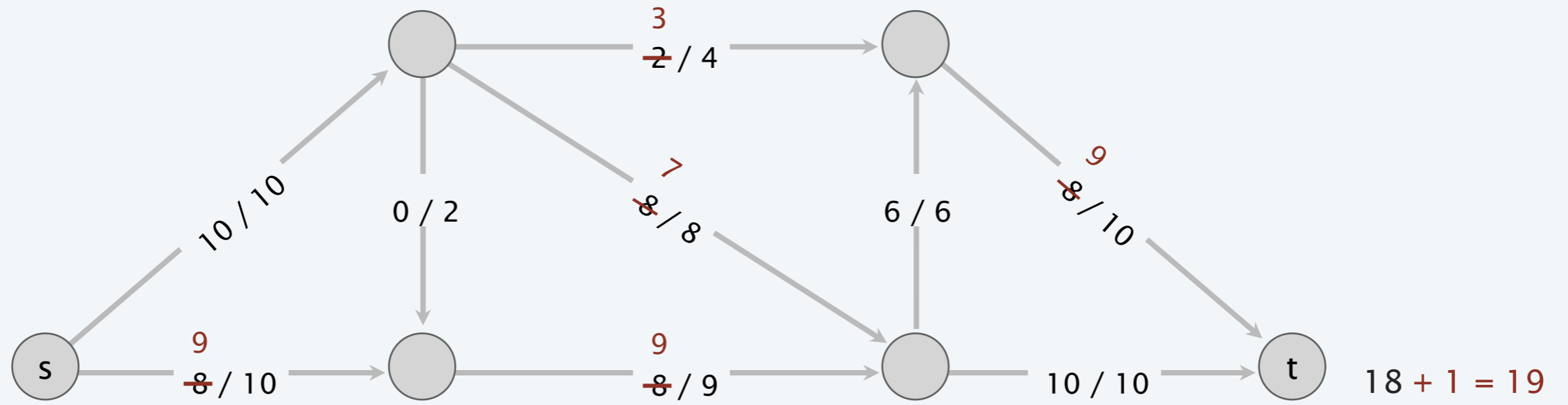


residual network G_f

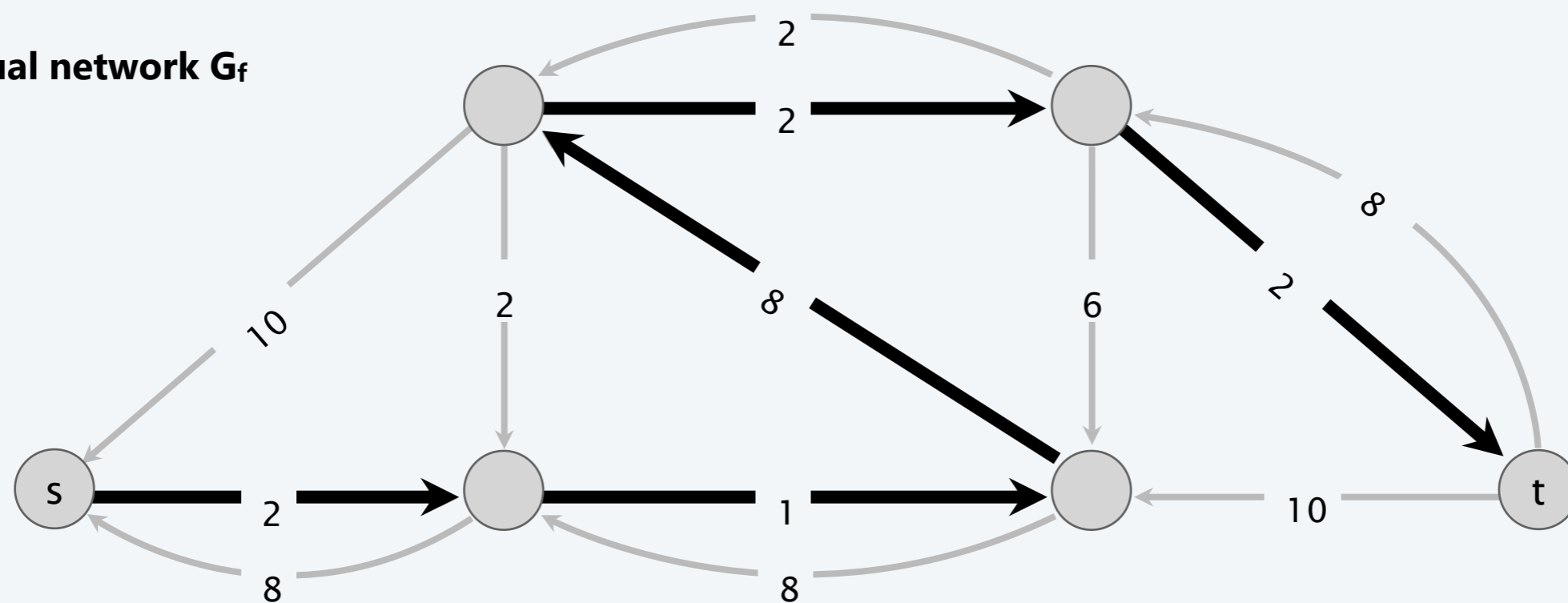


Ford–Fulkerson algorithm demo

network G and flow f

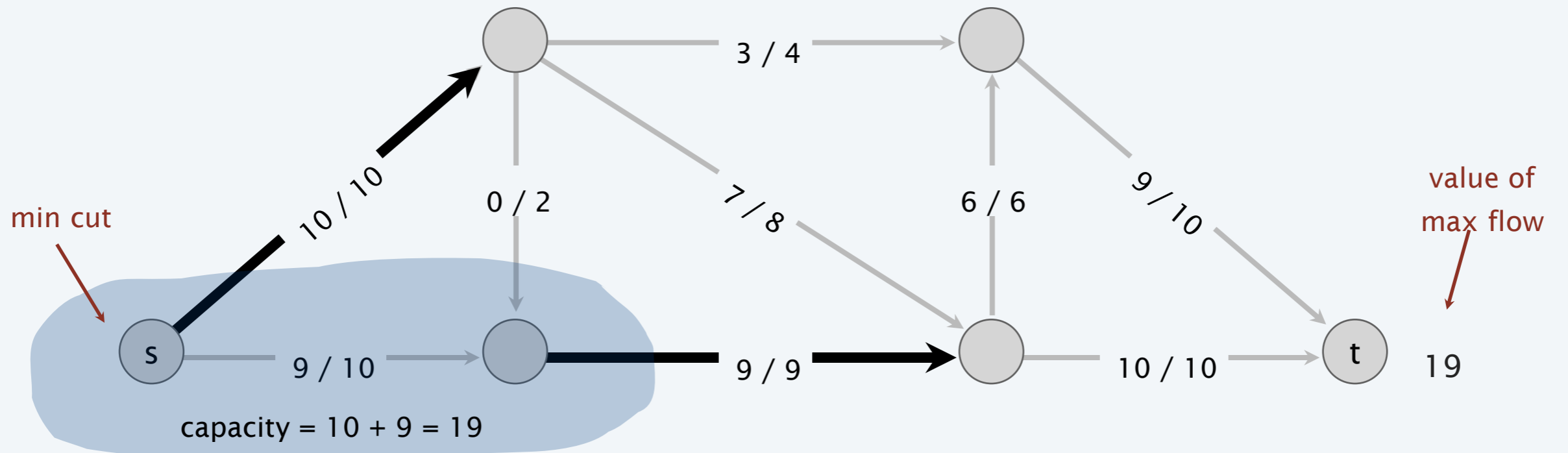


residual network G_f

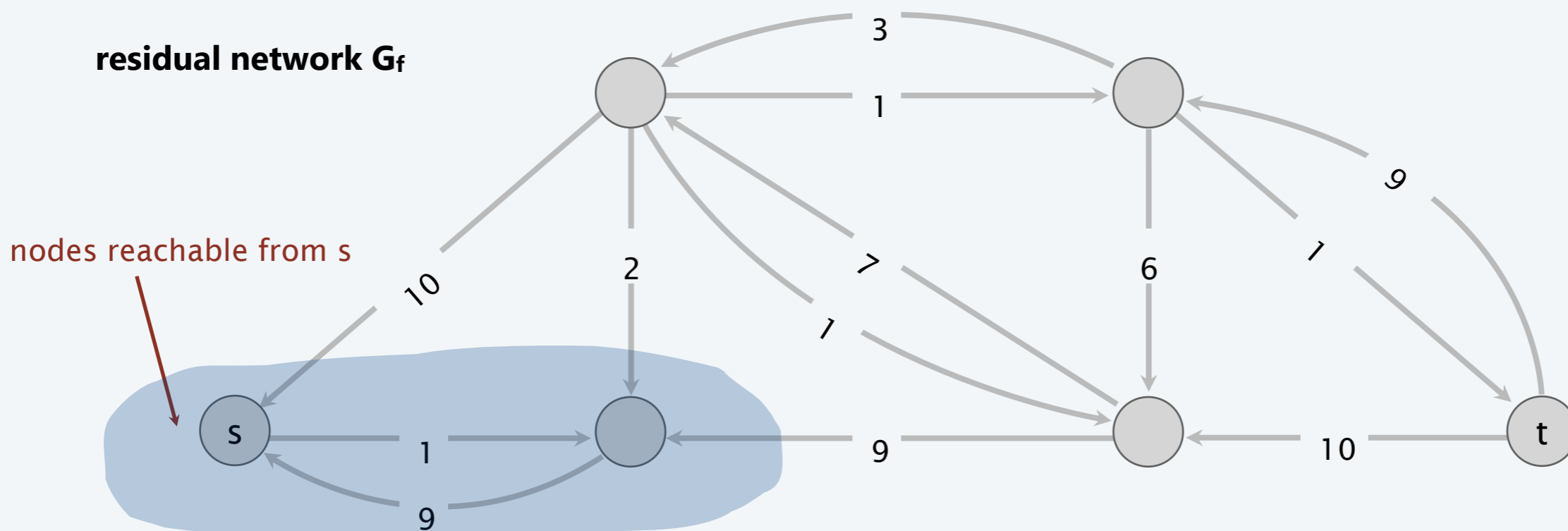


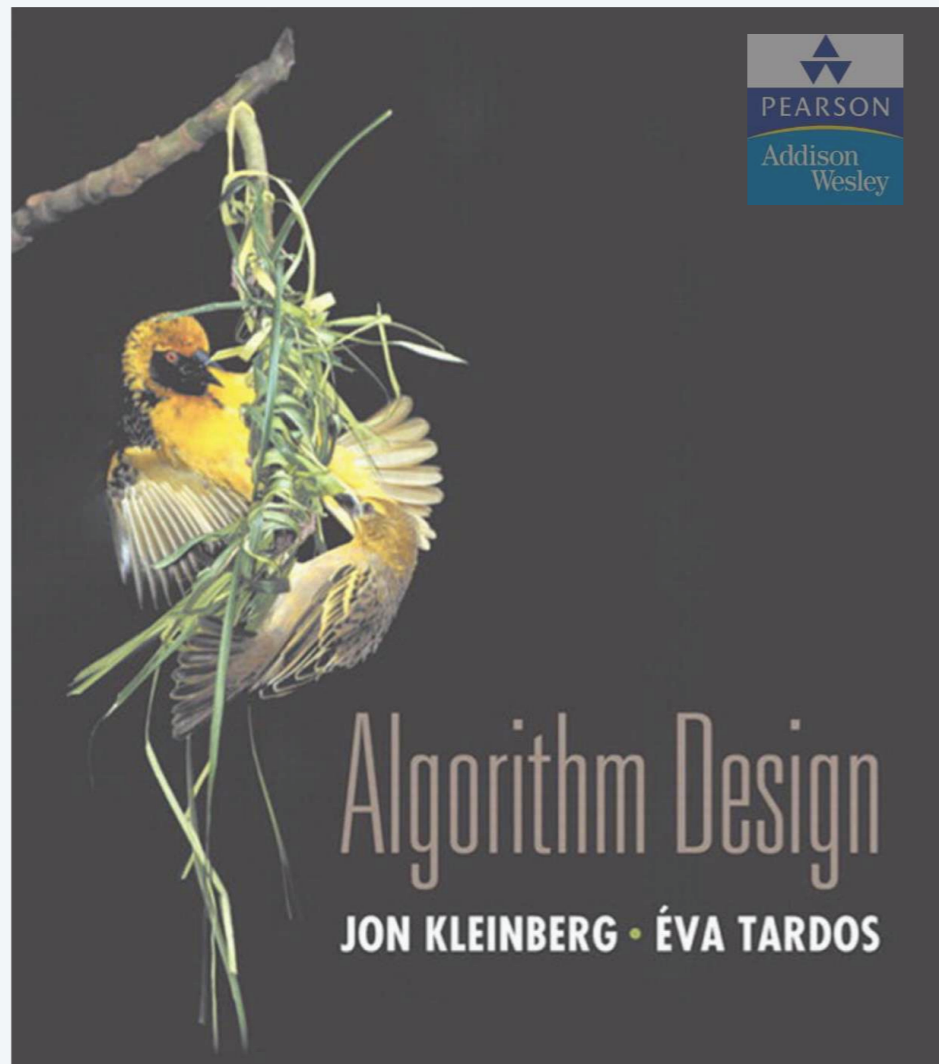
Ford–Fulkerson algorithm demo

network G and flow f



residual network G_f





SECTION 7.2

7. NETWORK FLOW I

- ▶ *max-flow and min-cut problems*
- ▶ *Ford–Fulkerson algorithm*
- ▶ ***max-flow min-cut theorem***
- ▶ *choosing good augmenting paths*

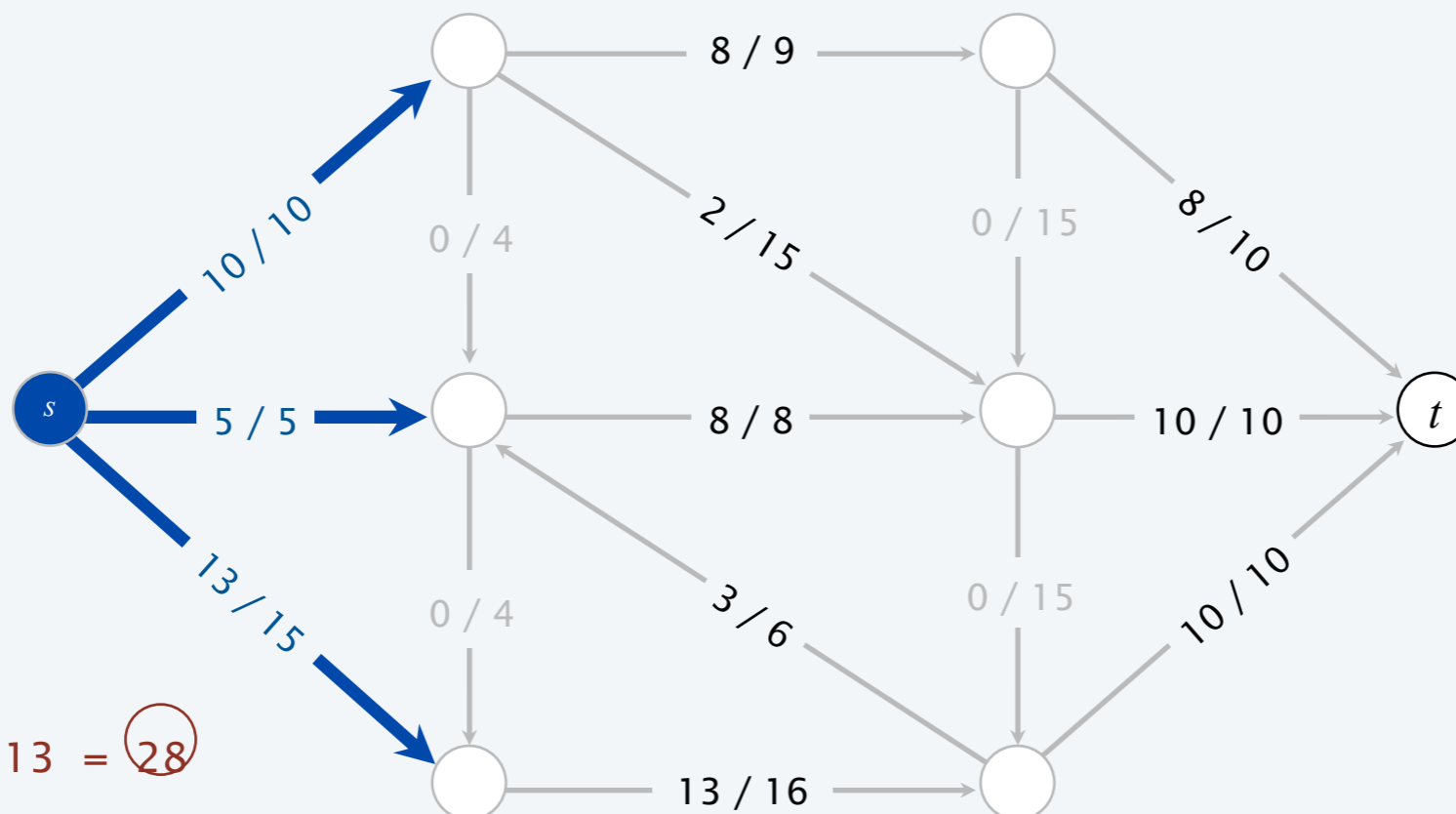
Maximum-flow problem

Def. An *st*-flow (flow) f is a function that satisfies:

- For each $e \in E$: $0 \leq f(e) \leq c(e)$ [capacity]
- For each $v \in V - \{s, t\}$: $\sum_{e \text{ in to } v} f(e) = \sum_{e \text{ out of } v} f(e)$ [flow conservation]

Def. The **value** of a flow f is: $val(f) = \sum_{e \text{ out of } s} f(e) - \sum_{e \text{ in to } s} f(e)$

Max-flow problem. Find a flow of maximum value.



value = $10 + 5 + 13 = 28$

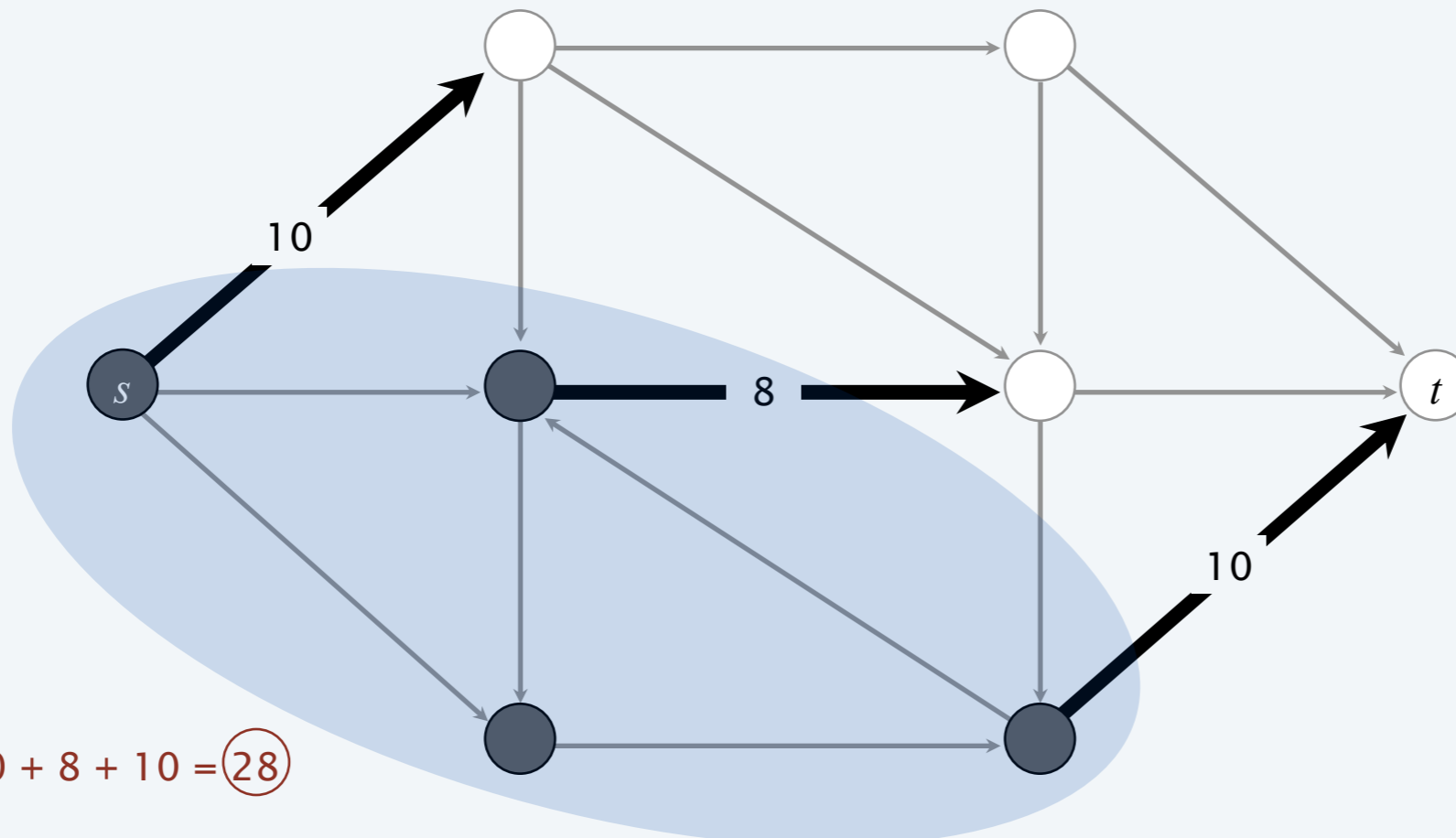
Minimum-cut problem

Def. An *st-cut (cut)* is a partition (A, B) of the nodes with $s \in A$ and $t \in B$.

Def. Its *capacity* is the sum of the capacities of the edges from A to B .

$$\text{cap}(A, B) = \sum_{e \text{ out of } A} c(e)$$

Min-cut problem. Find a cut of minimum capacity.

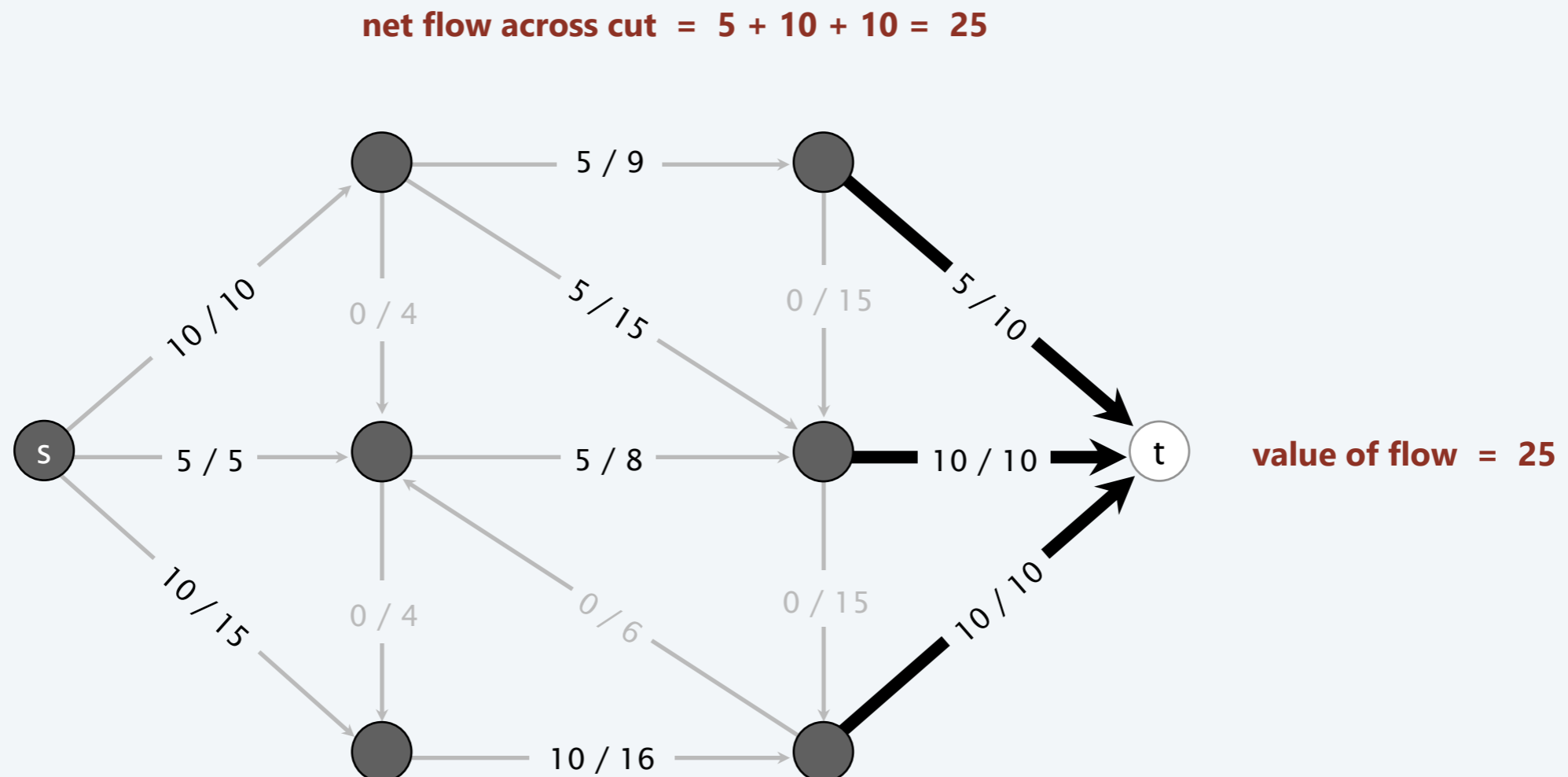


capacity = $10 + 8 + 10 = 28$

Relationship between flows and cuts

Flow value lemma. Let f be any flow and let (A, B) be any cut. Then, the value of the flow f equals the net flow across the cut (A, B) .

$$val(f) = \sum_{e \text{ out of } A} f(e) - \sum_{e \text{ in to } A} f(e)$$

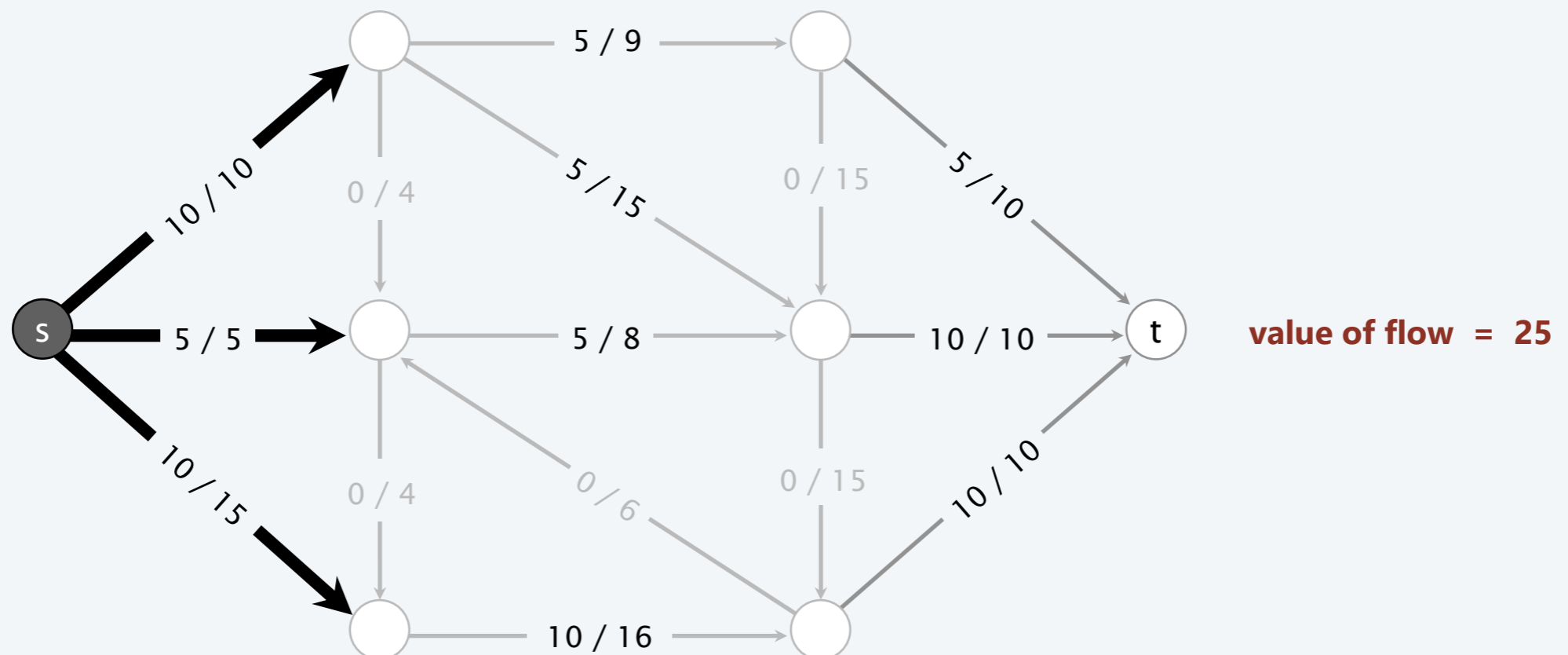


Relationship between flows and cuts

Flow value lemma. Let f be any flow and let (A, B) be any cut. Then, the value of the flow f equals the net flow across the cut (A, B) .

$$\text{val}(f) = \sum_{e \text{ out of } A} f(e) - \sum_{e \text{ in to } A} f(e)$$

net flow across cut = 10 + 5 + 10 = 25

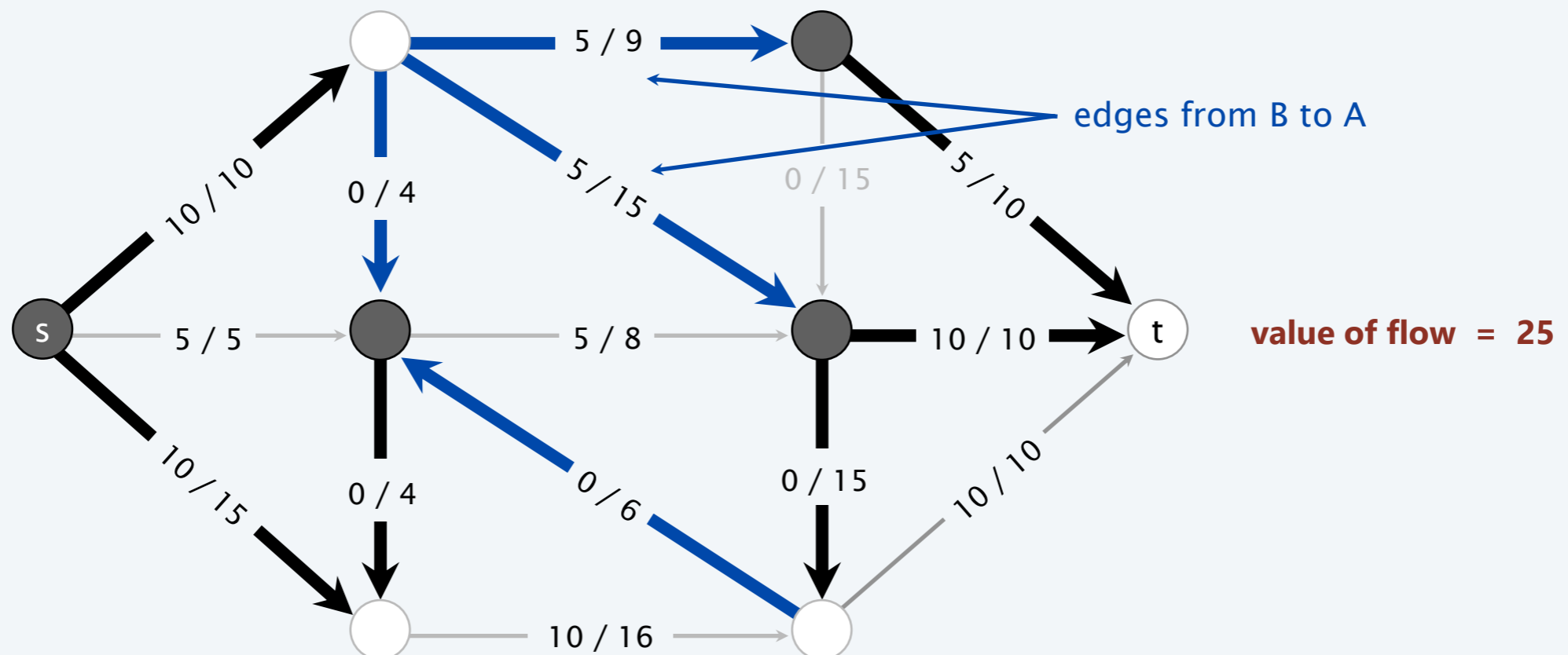


Relationship between flows and cuts

Flow value lemma. Let f be any flow and let (A, B) be any cut. Then, the value of the flow f equals the net flow across the cut (A, B) .

$$val(f) = \sum_{e \text{ out of } A} f(e) - \sum_{e \text{ in to } A} f(e)$$

net flow across cut = (10 + 10 + 5 + 10 + 0 + 0) - (5 + 5 + 0 + 0) = 25



Relationship between flows and cuts

Flow value lemma. Let f be any flow and let (A, B) be any cut. Then, the value of the flow f equals the net flow across the cut (A, B) .

$$\text{val}(f) = \sum_{e \text{ out of } A} f(e) - \sum_{e \text{ in to } A} f(e)$$

Pf.

$$\text{val}(f) = \sum_{e \text{ out of } s} f(e) - \sum_{e \text{ in to } s} f(e)$$

by flow conservation, all terms
except for $v = s$ are 0

$$\longrightarrow = \sum_{v \in A} \left(\sum_{e \text{ out of } v} f(e) - \sum_{e \text{ in to } v} f(e) \right)$$

$$= \sum_{e \text{ out of } A} f(e) - \sum_{e \text{ in to } A} f(e) \quad \blacksquare$$

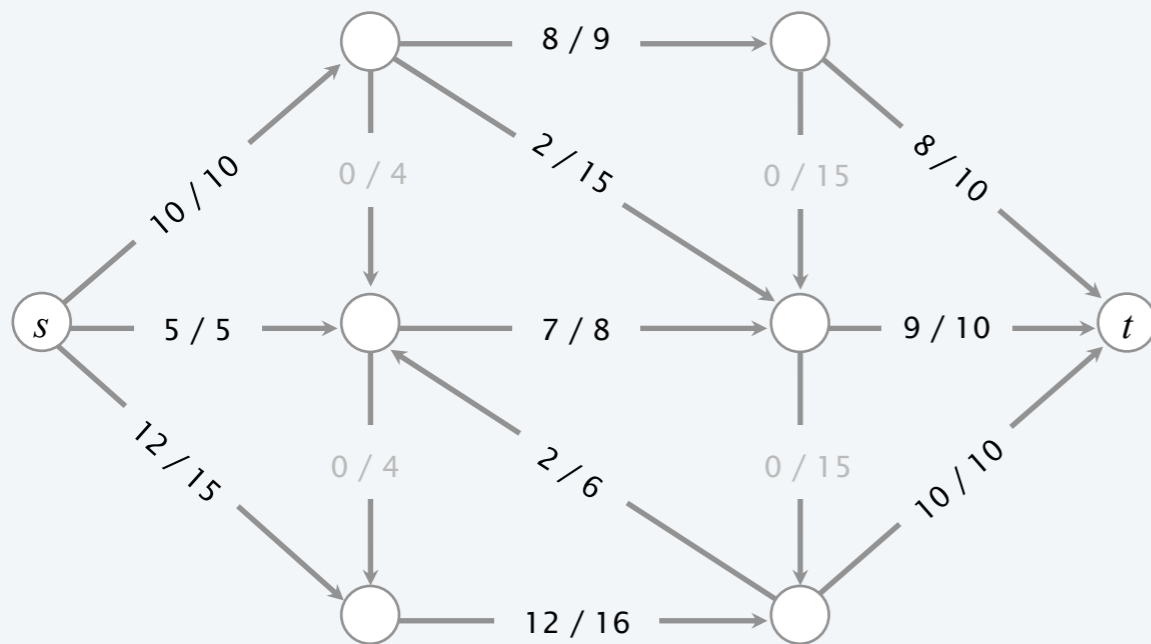
Relationship between flows and cuts

Weak duality. Let f be any flow and (A, B) be any cut. Then, $val(f) \leq cap(A, B)$.

Pf.

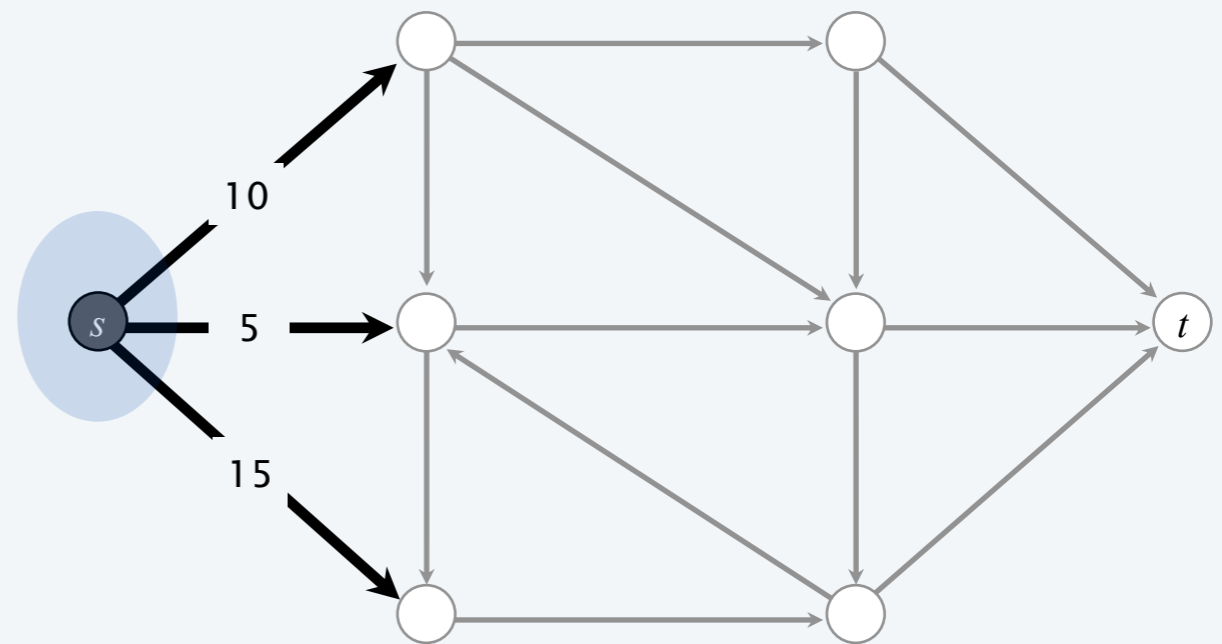
$$\begin{aligned}
 val(f) &= \sum_{e \text{ out of } A} f(e) - \sum_{e \text{ in to } A} f(e) \\
 &\leq \sum_{e \text{ out of } A} f(e) \\
 &\leq \sum_{e \text{ out of } A} c(e) \\
 &= cap(A, B) \quad \blacksquare
 \end{aligned}$$

flow value lemma



value of flow = 27

\leq



capacity of cut = 30

Certificate of optimality

Corollary. Let f be a flow and let (A, B) be any cut.

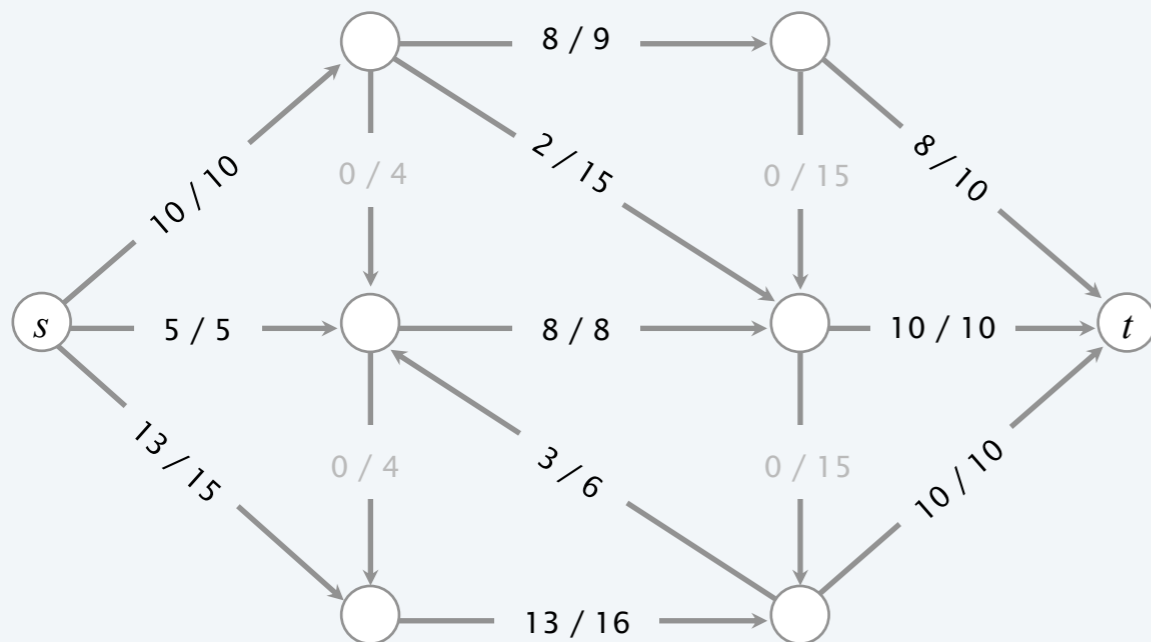
If $val(f) = cap(A, B)$, then f is a max flow and (A, B) is a min cut.

Pf.

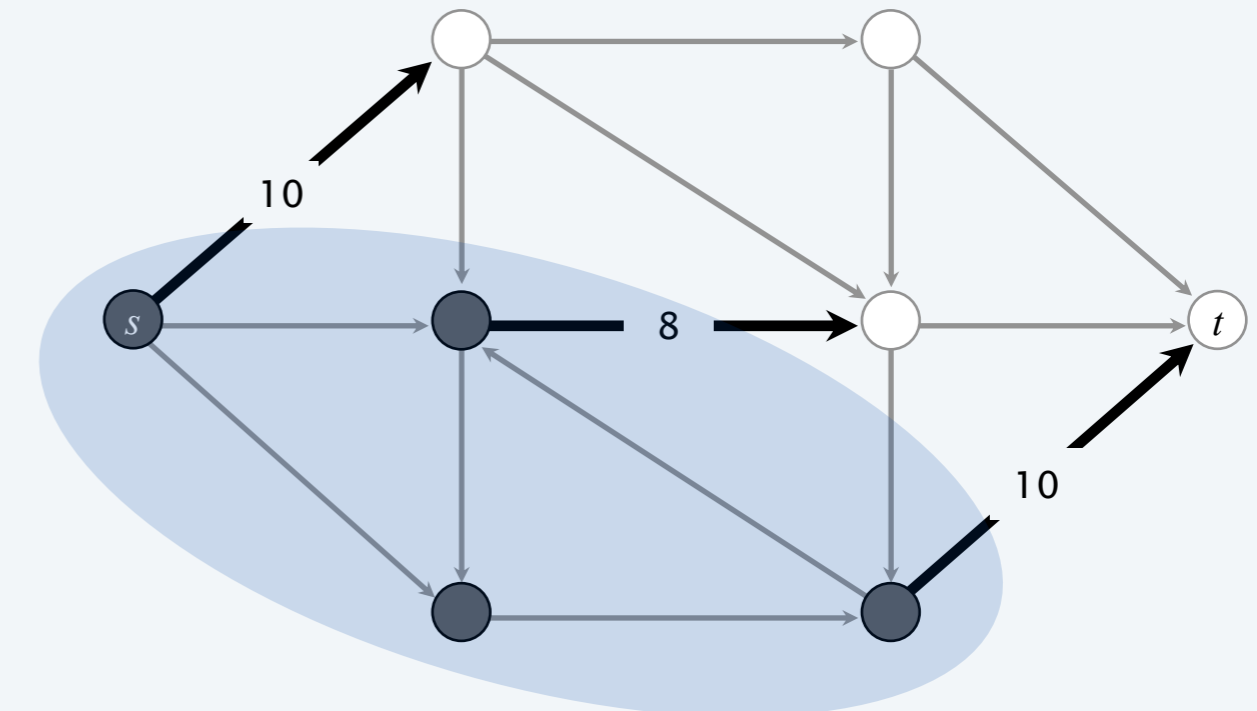
- For any flow f' : $val(f') \leq cap(A, B) = val(f)$.
- For any cut (A', B') : $cap(A', B') \geq val(f) = cap(A, B)$. ▪

weak duality

weak duality



value of flow = 28



capacity of cut = 28

=

Max-flow min-cut theorem

Max-flow min-cut theorem. Value of a max flow = capacity of a min cut.

← strong duality

MAXIMAL FLOW THROUGH A NETWORK

L. R. FORD, JR. AND D. R. FULKERSON

Introduction. The problem discussed in this paper was formulated by T. Harris as follows:

“Consider a rail network connecting two cities by way of a number of intermediate cities, where each link of the network has a number assigned to it representing its capacity. Assuming a steady state condition, find a maximal flow from one given city to the other.”

ON THE MAX FLOW MIN CUT THEOREM OF NETWORKS

G. B. Dantzig
D. R. Fulkerson

P-826

April 15, 1955

A Note on the Maximum Flow Through a Network*

P. ELIAS†, A. FEINSTEIN‡, AND C. E. SHANNON§

Summary—This note discusses the problem of maximizing the rate of flow from one terminal to another, through a network which consists of a number of branches, each of which has a limited capacity. The main result is a theorem: The maximum possible flow from left to right through a network is equal to the minimum value among all simple cut-sets. This theorem is applied to solve a more general problem, in which a number of input nodes and a number of output nodes are used.

from one terminal to the other in the original network passes through at least one branch in the cut-set. In the network above, some examples of cut-sets are (d, e, f) , and (b, c, e, g, h) , (d, g, h, i) . By a *simple cut-set* we will mean a cut-set such that if any branch is omitted it is no longer a cut-set. Thus (d, e, f) and (b, c, e, g, h) are simple cut-sets while (d, a, b, c) is not. When a simple cut set is

Max-flow min-cut theorem

Max-flow min-cut theorem. Value of a max flow = capacity of a min cut.

Augmenting path theorem. A flow f is a max flow iff no augmenting paths.

Pf. The following three conditions are equivalent for any flow f :

- i. There exists a cut (A, B) such that $cap(A, B) = val(f)$.
- ii. f is a max flow.
- iii. There is no augmenting path with respect to f . ← if Ford-Fulkerson terminates, then f is max flow

[i \Rightarrow ii]

- This is the weak duality corollary. ▪

Max-flow min-cut theorem

Max-flow min-cut theorem. Value of a max flow = capacity of a min cut.

Augmenting path theorem. A flow f is a max flow iff no augmenting paths.

Pf. The following three conditions are equivalent for any flow f :

- i. There exists a cut (A, B) such that $cap(A, B) = val(f)$.
- ii. f is a max flow.
- iii. There is no augmenting path with respect to f .

[ii \Rightarrow iii] We prove contrapositive: \neg iii \Rightarrow \neg ii.

- Suppose that there is an augmenting path with respect to f .
- Can improve flow f by sending flow along this path.
- Thus, f is not a max flow. ▪

Max-flow min-cut theorem

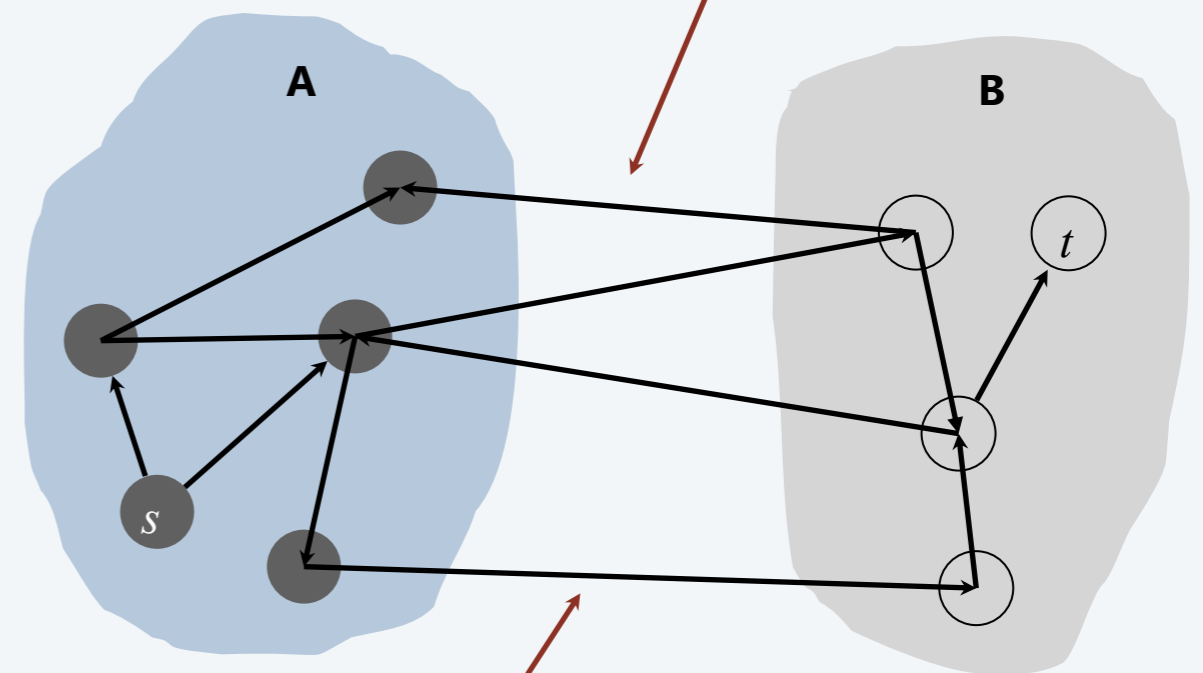
[iii \Rightarrow i]

- Let f be a flow with no augmenting paths.
- Let A = set of nodes reachable from s in residual network G_f .
- By definition of A : $s \in A$.
- By definition of flow f : $t \notin A$.

flow value lemma

$$\begin{aligned}
 val(f) &= \sum_{e \text{ out of } A} f(e) - \sum_{e \text{ in to } A} f(e) \\
 &= \sum_{e \text{ out of } A} c(e) - 0 \\
 &= cap(A, B) \quad \blacksquare
 \end{aligned}$$

original flow network G



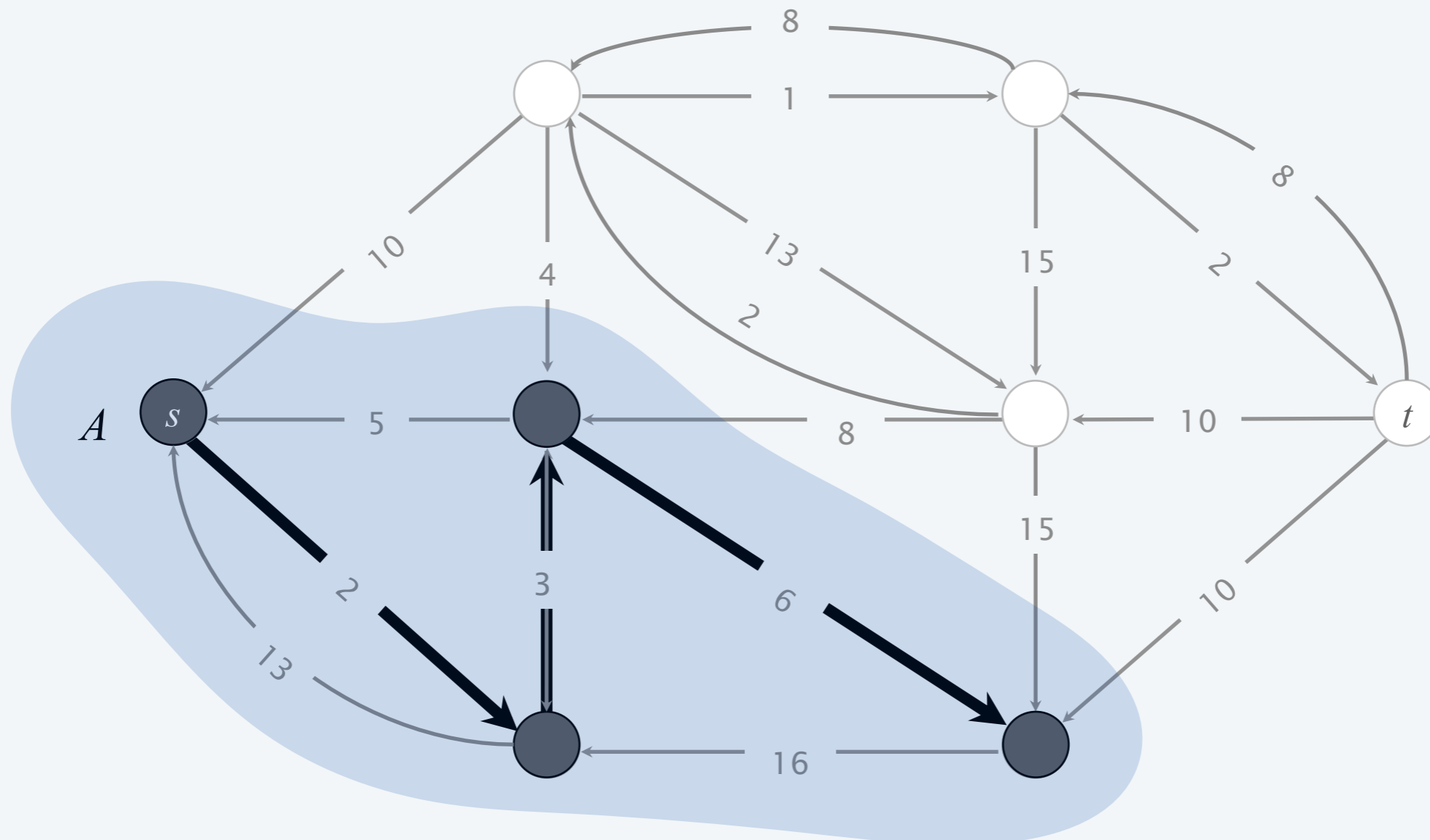
edge $e = (v, w)$ with $v \in A, w \in B$
must have $f(e) = c(e)$

Computing a minimum cut from a maximum flow

Theorem. Given any max flow f , can compute a min cut (A, B) in $O(m)$ time.

Pf. Let A = set of nodes reachable from s in residual network G_f . ■

argument from previous slide implies that
capacity of (A, B) = value of flow f



Analysis of Ford–Fulkerson algorithm (for integral capacities)

Assumption. Every edge capacity $c(e)$ is an integer between 1 and C .

Integrality invariant. Throughout Ford–Fulkerson, every edge flow $f(e)$ and residual capacity $c_f(e)$ is an integer.

Pf. By induction on the number of augmenting paths. ▪

consider cut $A = \{s\}$
(assumes no parallel edges)

Theorem. Ford–Fulkerson terminates after at most $val(f^*) \leq nC$ augmenting paths, where f^* is a max flow.

Pf. Each augmentation increases the value of the flow by at least 1. ▪

Corollary. The running time of Ford–Fulkerson is $O(m val(f^*)) = O(m n C)$.

Pf. Can use either BFS or DFS to find an augmenting path in $O(m)$ time. ▪

$f(e)$ is an integer for every e

Integrality theorem. There exists an integral max flow f^* .

Pf. Since Ford–Fulkerson terminates, theorem follows from integrality invariant (and augmenting path theorem). ▪

Ford–Fulkerson: exponential example

Q. Is generic Ford–Fulkerson algorithm poly-time in input size?

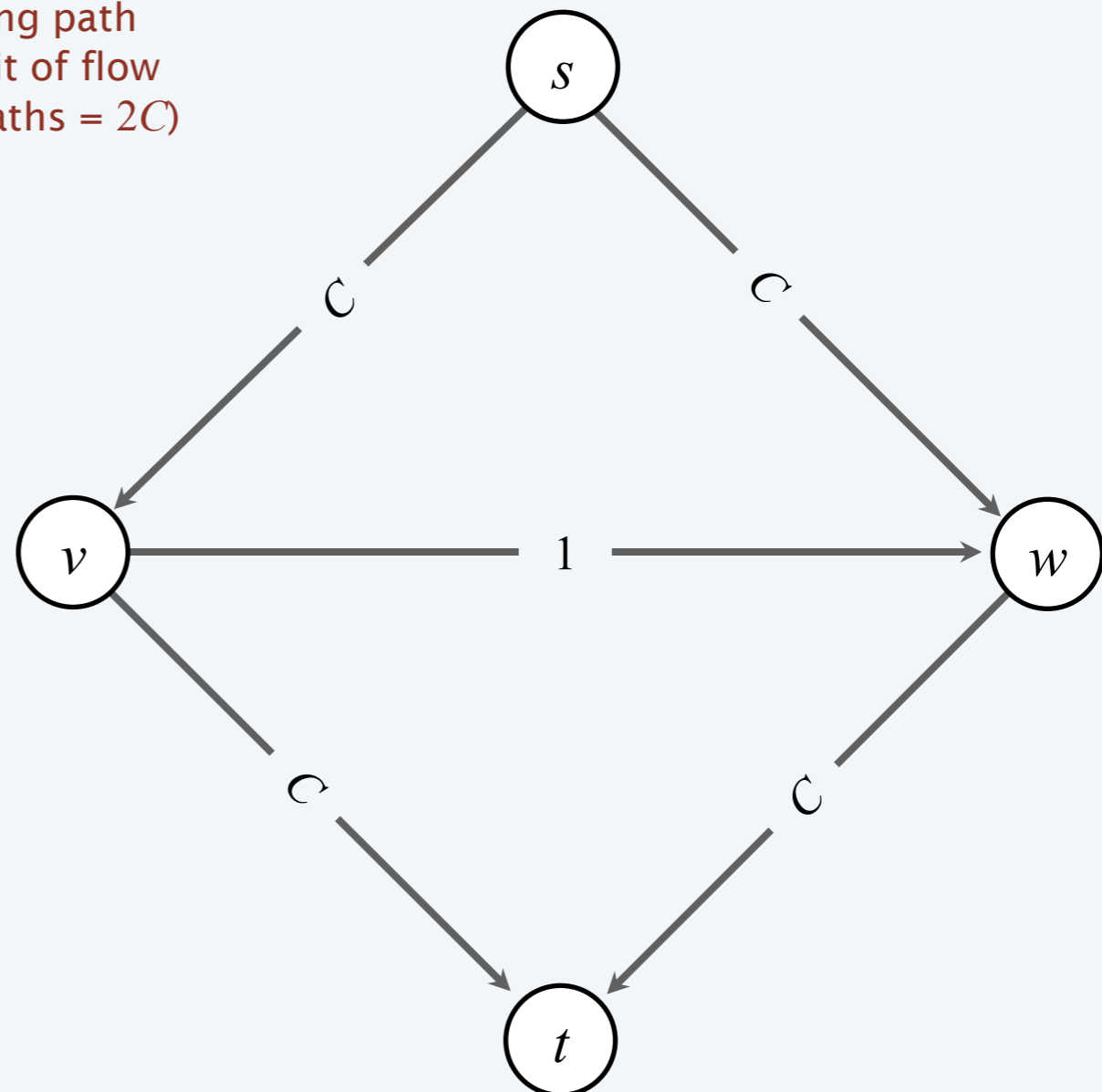
m, n, and log C ↗

A. No. It is pseudo-polynomial.

If max capacity is C , then algorithm can take $\geq C$ iterations.

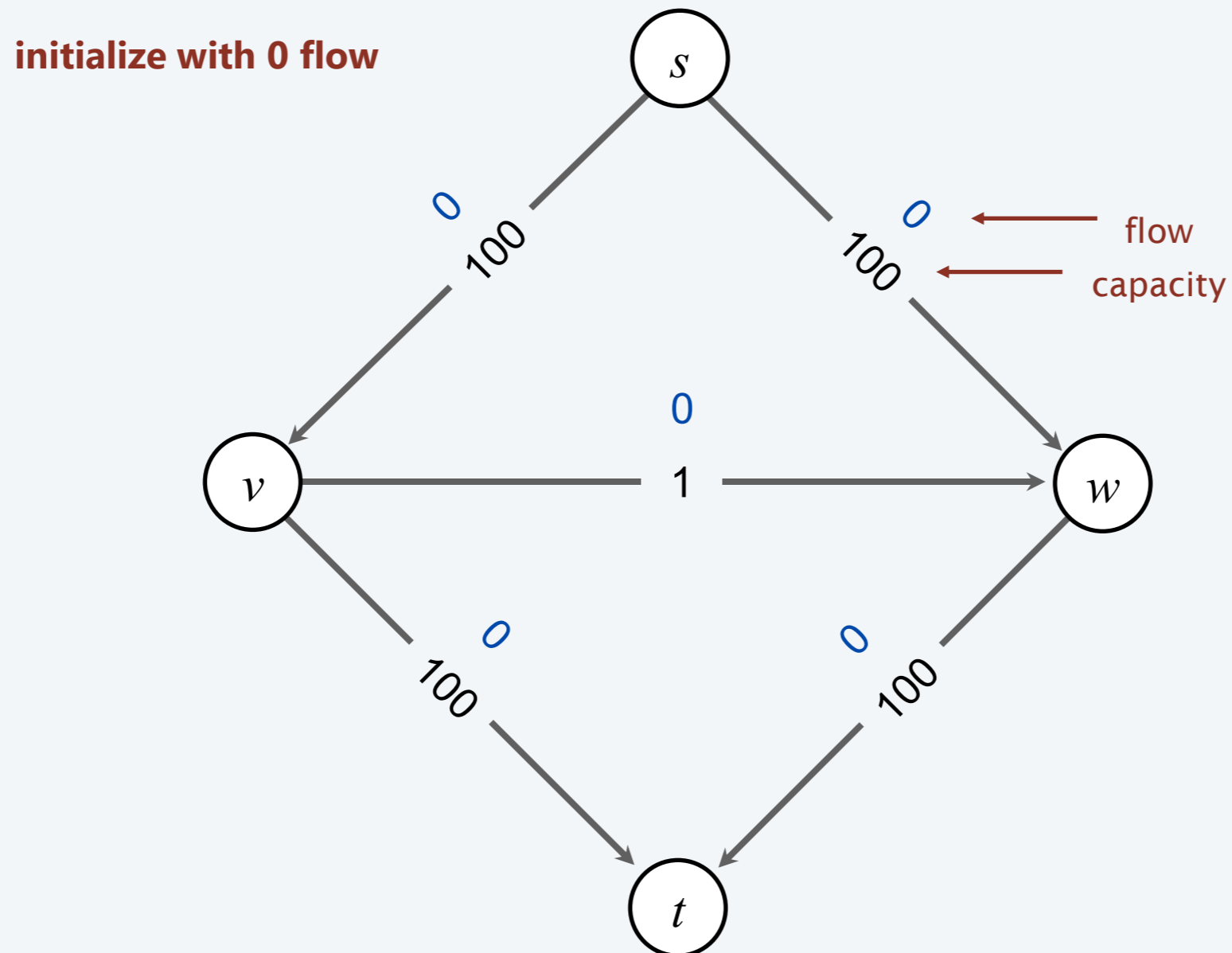
- $s \rightarrow v \rightarrow w \rightarrow t$
- $s \rightarrow w \rightarrow v \rightarrow t$
- $s \rightarrow v \rightarrow w \rightarrow t$
- $s \rightarrow w \rightarrow v \rightarrow t$
- ...
- $s \rightarrow v \rightarrow w \rightarrow t$
- $s \rightarrow w \rightarrow v \rightarrow t$

← each augmenting path sends only 1 unit of flow (# augmenting paths = $2C$)



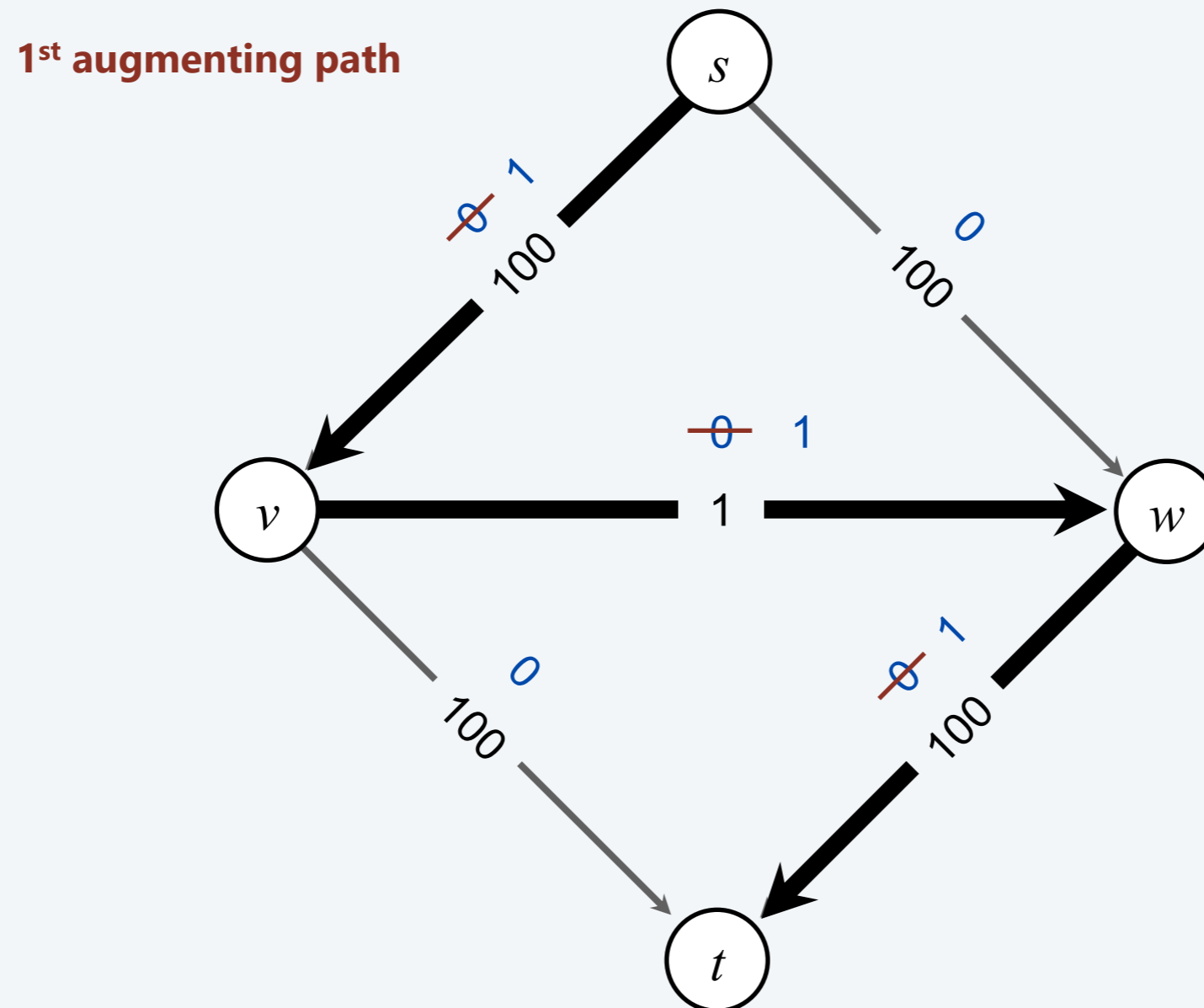
Ford–Fulkerson algorithm: exponential-time example

Bad news. Number of augmenting paths can be exponential in input size.



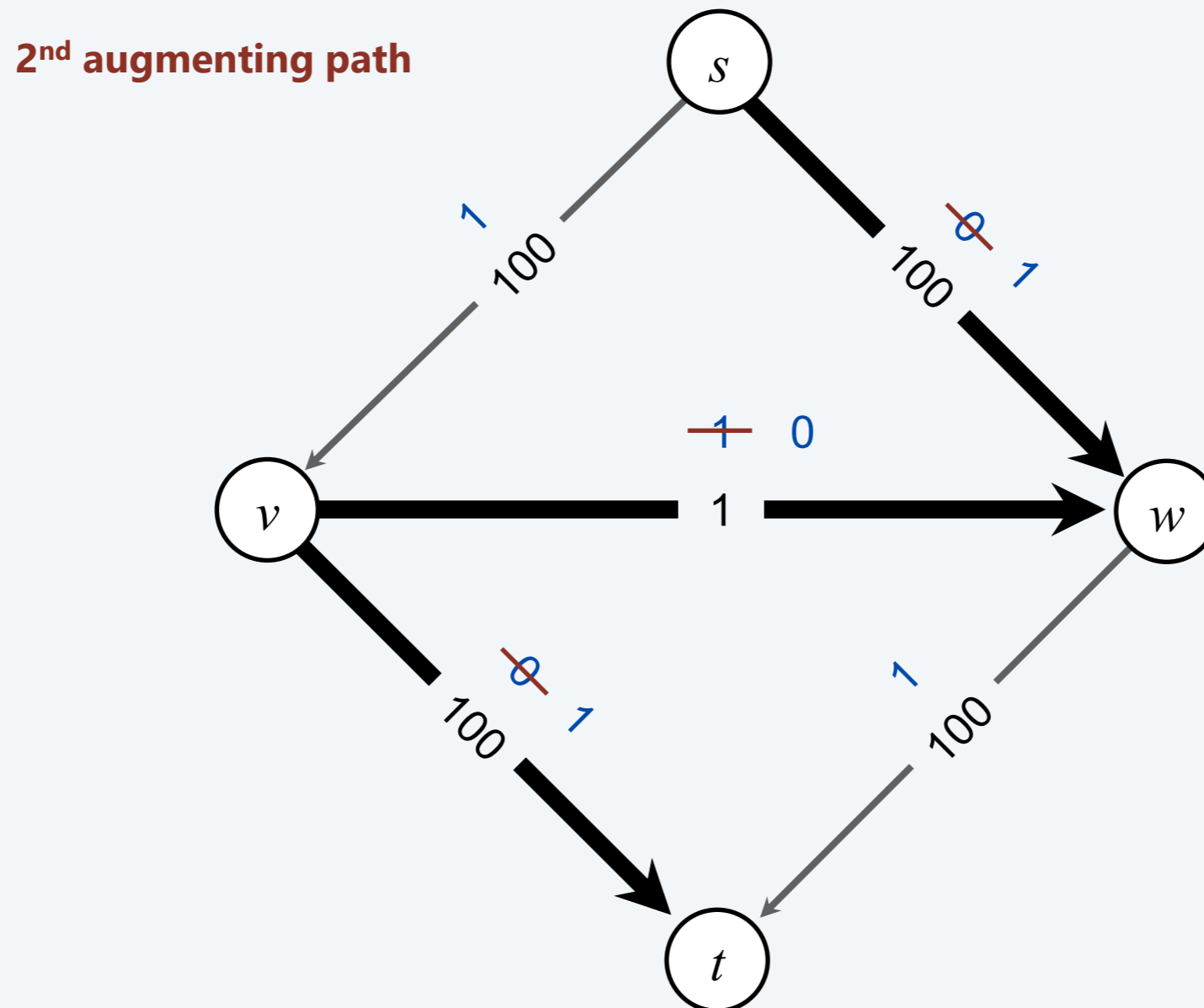
Ford–Fulkerson algorithm: exponential-time example

Bad news. Number of augmenting paths can be exponential in input size.



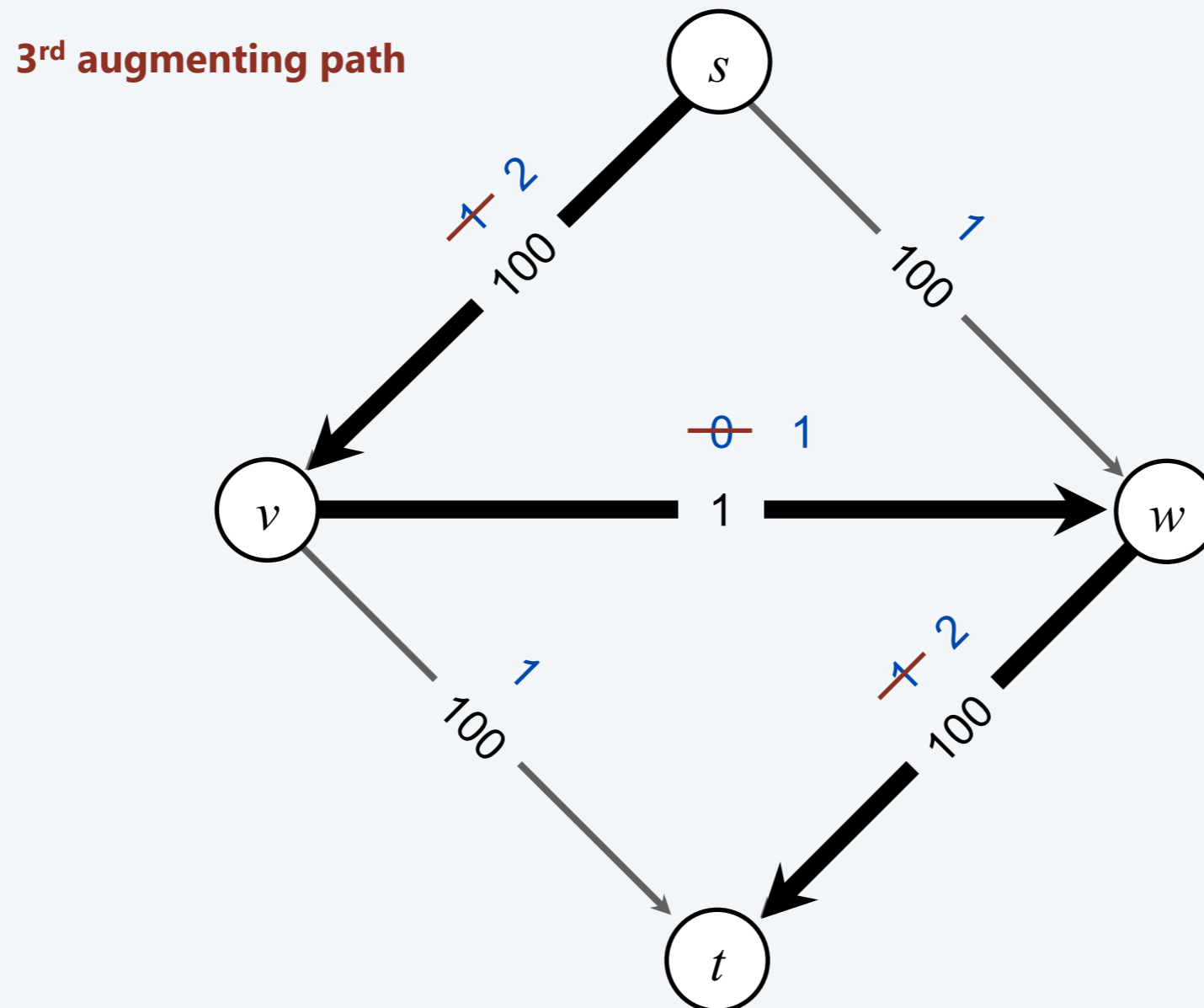
Ford–Fulkerson algorithm: exponential-time example

Bad news. Number of augmenting paths can be exponential in input size.



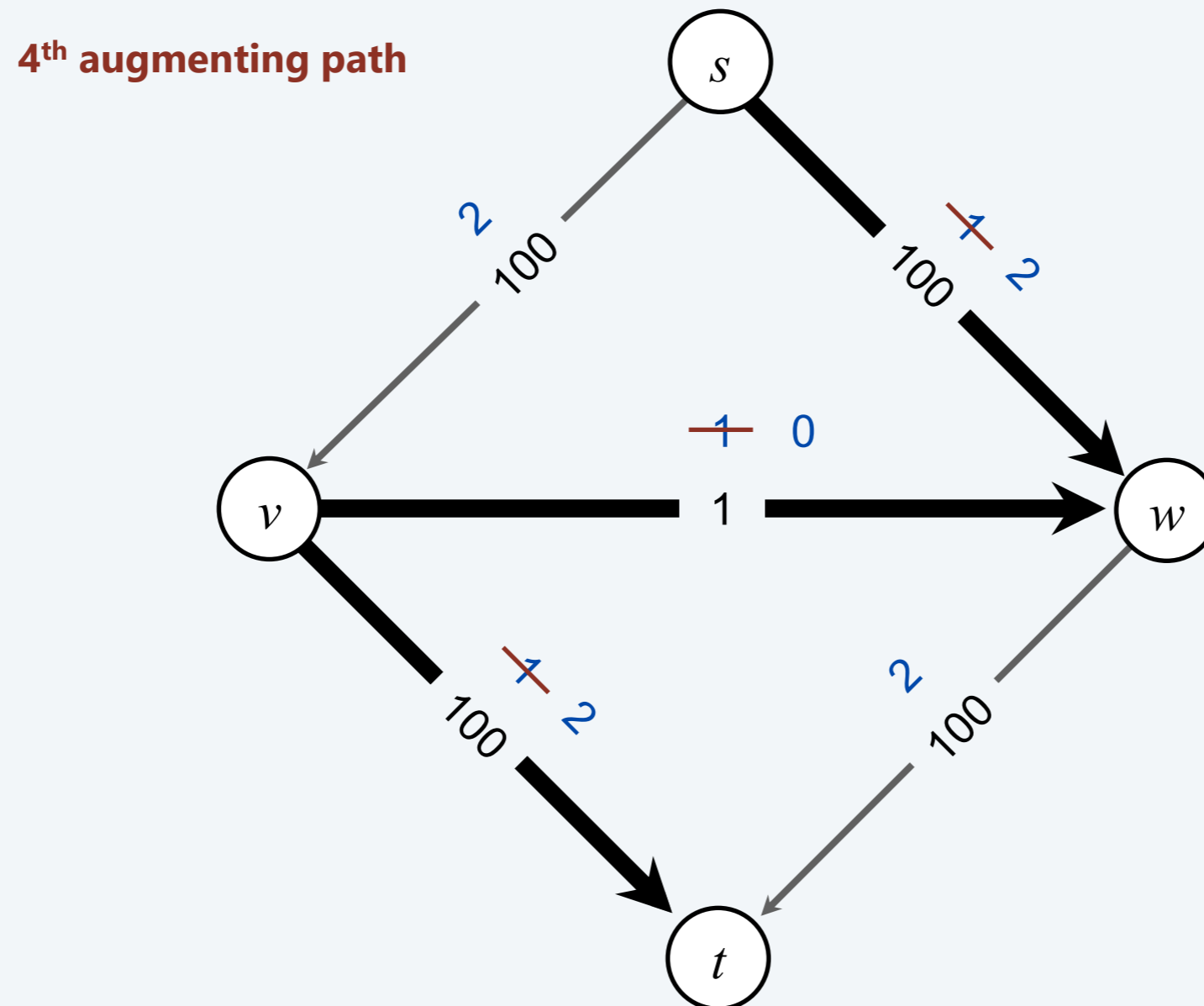
Ford–Fulkerson algorithm: exponential-time example

Bad news. Number of augmenting paths can be exponential in input size.



Ford–Fulkerson algorithm: exponential-time example

Bad news. Number of augmenting paths can be exponential in input size.



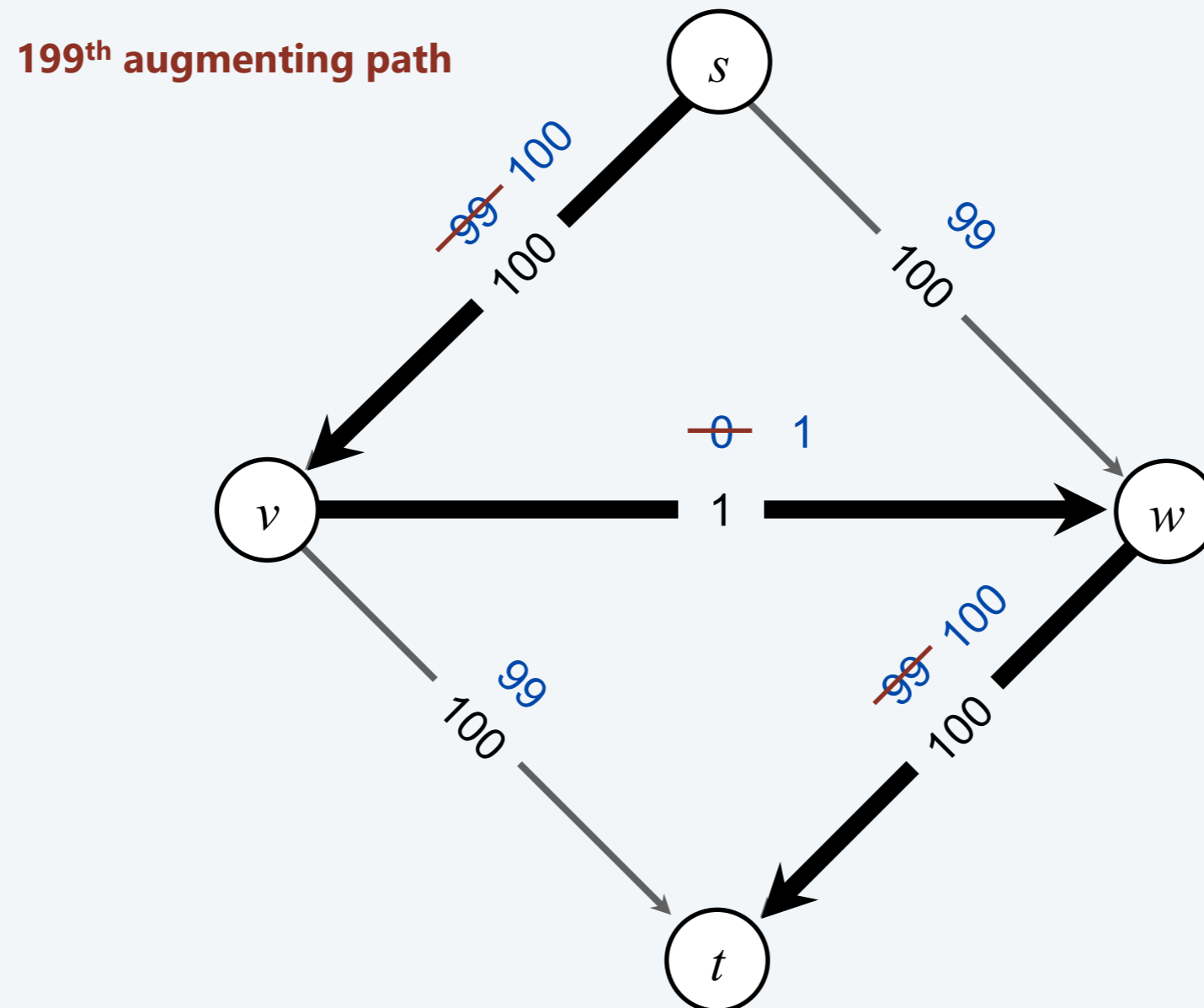
Ford–Fulkerson algorithm: exponential-time example

Bad news. Number of augmenting paths can be exponential in input size.



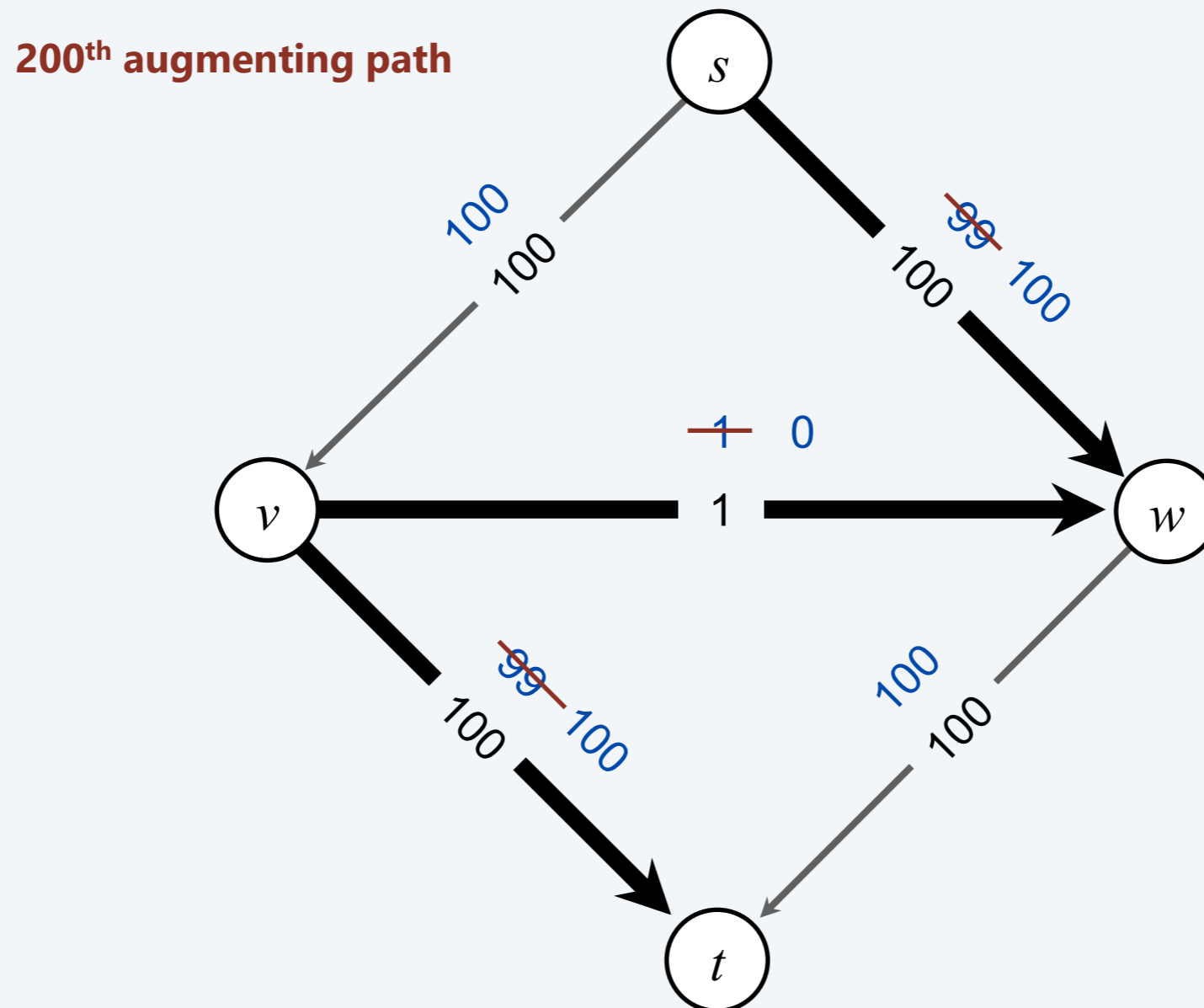
Ford–Fulkerson algorithm: exponential-time example

Bad news. Number of augmenting paths can be exponential in input size.



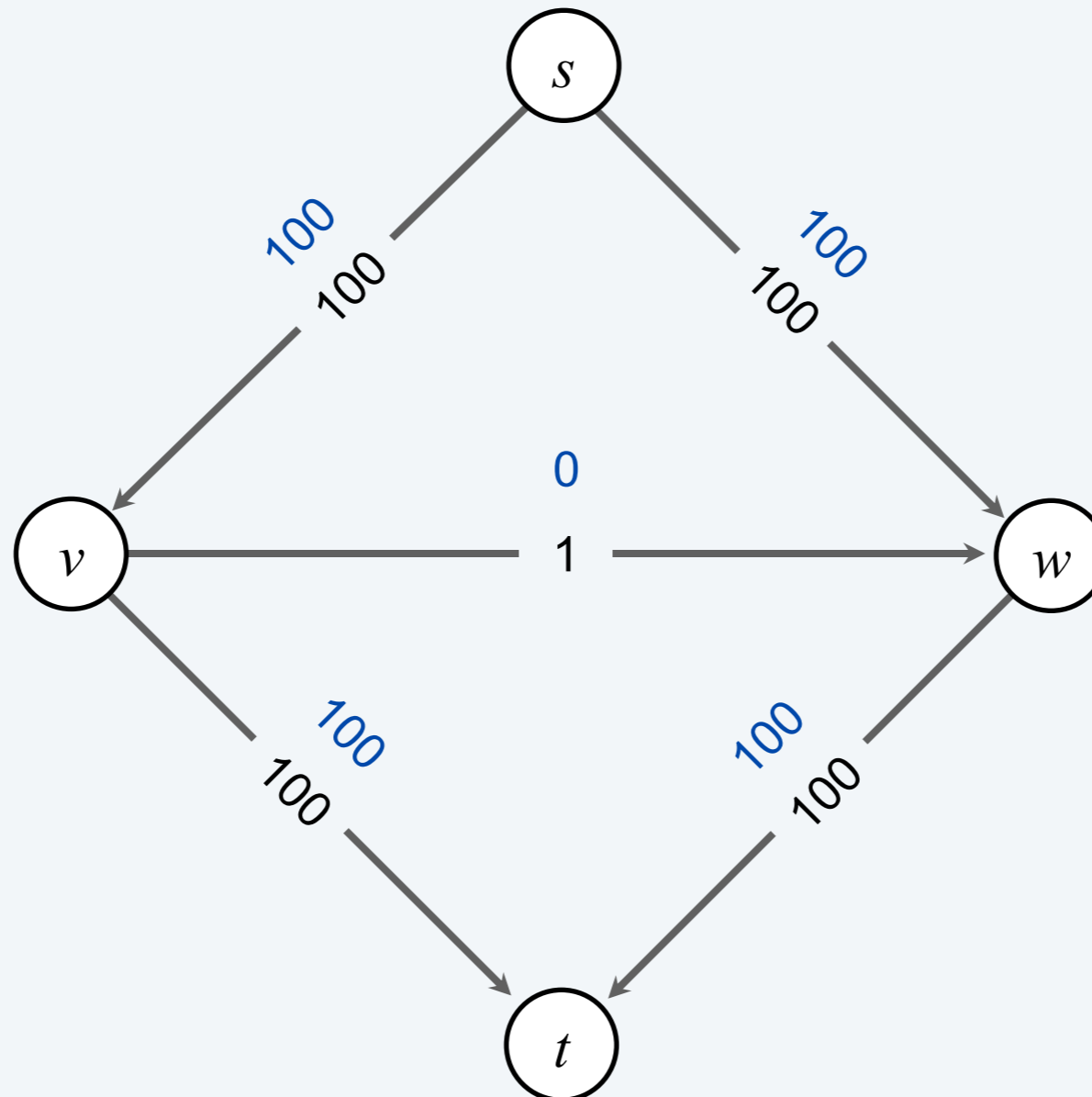
Ford–Fulkerson algorithm: exponential-time example

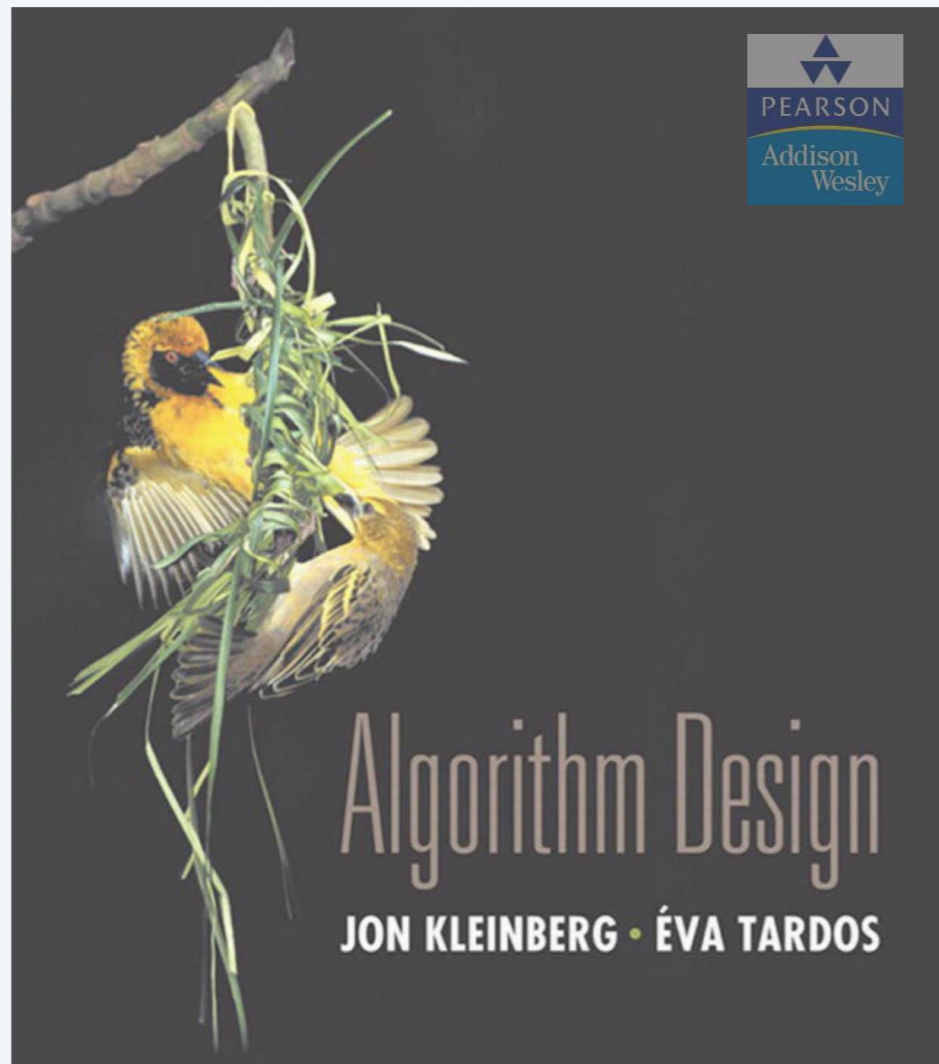
Bad news. Number of augmenting paths can be exponential in input size.



Ford–Fulkerson algorithm: exponential-time example

Bad news. Number of augmenting paths can be exponential in input size.





SECTION 7.3

7. NETWORK FLOW I

- ▶ *max-flow and min-cut problems*
- ▶ *Ford–Fulkerson algorithm*
- ▶ *max-flow min-cut theorem*
- ▶ ***choosing good augmenting paths***

Choosing good augmenting paths

Use care when selecting augmenting paths.

- Some choices lead to exponential algorithms.
- Clever choices lead to polynomial algorithms.

Pathology. When edge capacities can be irrational, no guarantee that Ford–Fulkerson terminates (or converges to a maximum flow)!

Goal. Choose augmenting paths so that:

- Can find augmenting paths efficiently.
- Few iterations.

Choosing good augmenting paths

Choose augmenting paths with:

- Sufficiently large bottleneck capacity.
- Fewest edges.

Theoretical Improvements in Algorithmic Efficiency for Network Flow Problems

JACK EDMONDS

University of Waterloo, Waterloo, Ontario, Canada

AND

RICHARD M. KARP

University of California, Berkeley, California

ABSTRACT. This paper presents new algorithms for the maximum flow problem, the Hitchcock transportation problem, and the general minimum-cost flow problem. Upper bounds on the numbers of steps in these algorithms are derived, and are shown to compare favorably with upper bounds on the numbers of steps required by earlier algorithms.

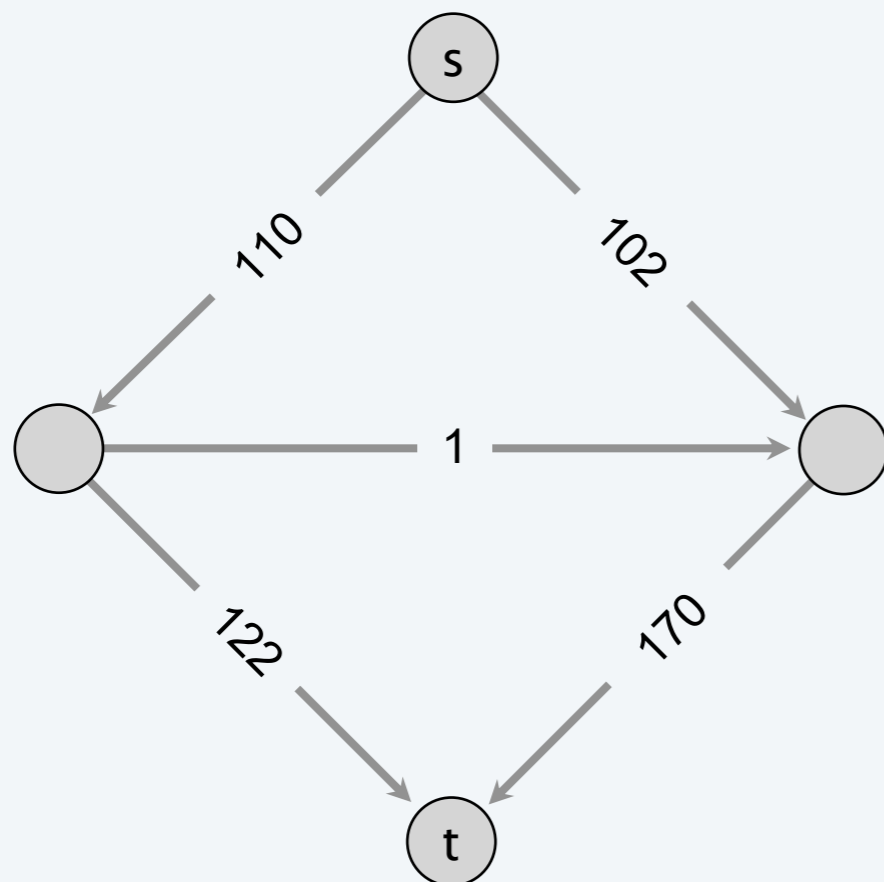
Edmonds-Karp 1972 (USA)

Capacity-scaling algorithm

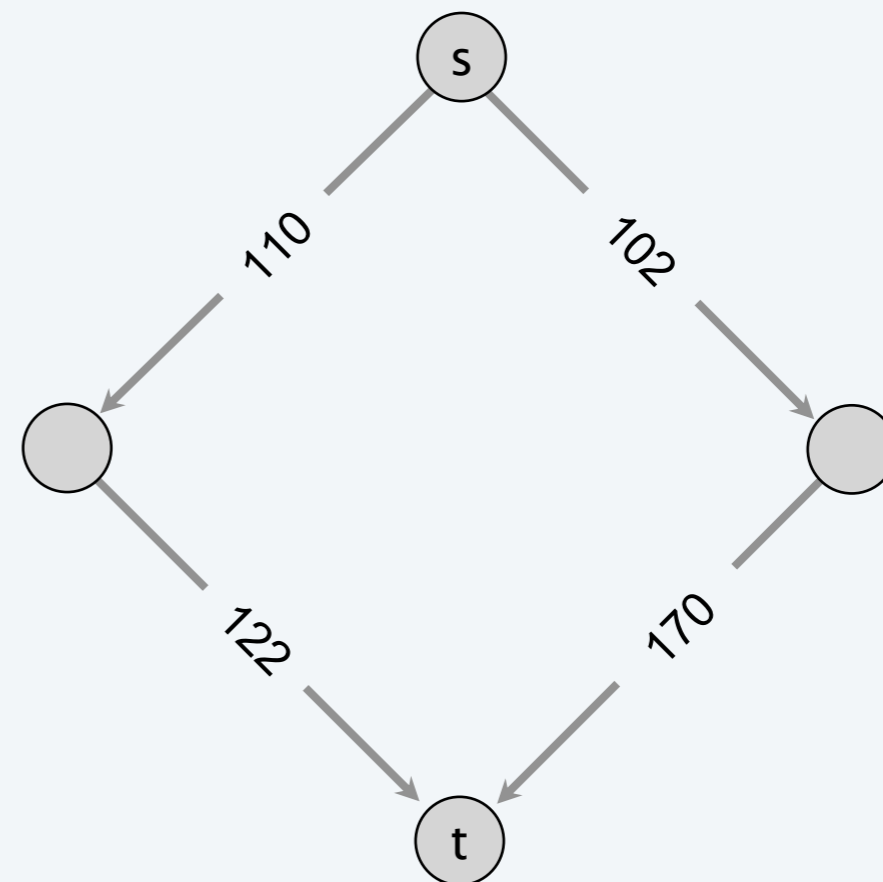
Overview. Choosing augmenting paths with “large” bottleneck capacity.

- Maintain scaling parameter Δ .
- Let $G_f(\Delta)$ be the part of the residual network containing only those edges with capacity $\geq \Delta$.
- Any augmenting path in $G_f(\Delta)$ has bottleneck capacity $\geq \Delta$.

though not necessarily largest



G_f



$G_f(\Delta), \Delta = 100$

Capacity-scaling algorithm

CAPACITY-SCALING(G)

FOREACH edge $e \in E : f(e) \leftarrow 0$.

$\Delta \leftarrow$ largest power of 2 $\leq C$.

WHILE ($\Delta \geq 1$)

$G_f(\Delta) \leftarrow$ Δ -residual network of G with respect to flow f .

WHILE (there exists an $s \rightsquigarrow t$ path P in $G_f(\Delta)$)

$f \leftarrow$ **AUGMENT**(f, c, P).

Update $G_f(\Delta)$.

$\Delta \leftarrow \Delta / 2$.

Δ -scaling phase

RETURN f .

Capacity-scaling algorithm: analysis of running time (sketch)

It can be proved the following:

Lemma 1. There are $1 + \lfloor \log_2 C \rfloor$ scaling phases.

Lemma 2. There are $\leq 2m$ augmentations per scaling phase.


 total number of augmentations: $O(m \log C)$

Theorem. The capacity-scaling algorithm takes $O(m^2 \log C)$ time.

Shortest augmenting path: Edmonds-Karp algorithm

Q. How to choose next augmenting path in Ford–Fulkerson?

A. Pick one that uses the fewest edges.


can find via BFS

SHORTEST-AUGMENTING-PATH(G)

FOREACH $e \in E$: $f(e) \leftarrow 0$.

$G_f \leftarrow$ residual network of G with respect to flow f .

WHILE (there exists an $s \rightsquigarrow t$ path in G_f)

$P \leftarrow$ BREADTH-FIRST-SEARCH(G_f).

$f \leftarrow$ AUGMENT(f, c, P).

Update G_f .

RETURN f .

Shortest augmenting path (EK alg): running time

It can be proved the following:

Lemma 1. The total number of augmentations is at most $m n$.

Theorem. The shortest-augmenting-path algorithm takes $O(m^2 n)$ time.

Augmenting-path algorithms: summary

| year | method | # augmentations | running time | |
|------|----------------------------------|-----------------|---------------------------|----------------|
| 1955 | augmenting path | $n C$ | $O(m n C)$ | |
| 1972 | fattest path | $m \log (mC)$ | $O(m^2 \log n \log (mC))$ | fat paths |
| 1972 | capacity scaling | $m \log C$ | $O(m^2 \log C)$ | |
| 1985 | improved capacity scaling | $m \log C$ | $O(m n \log C)$ | |
| 1970 | shortest augmenting path | $m n$ | $O(m^2 n)$ | shortest paths |
| 1970 | level graph | $m n$ | $O(m n^2)$ | |
| 1983 | dynamic trees | $m n$ | $O(m n \log n)$ | |

augmenting-path algorithms with m edges, n nodes, and integer capacities between 1 and C

Maximum-flow algorithms: theory highlights

| year | method | worst case | discovered by |
|------|----------------------------------|------------------------------------|----------------------|
| 1951 | simplex | $O(m n^2 C)$ | Dantzig |
| 1955 | augmenting paths | $O(m n C)$ | Ford–Fulkerson |
| 1970 | shortest augmenting paths | $O(m n^2)$ | Edmonds–Karp, Dinitz |
| 1974 | blocking flows | $O(n^3)$ | Karzanov |
| 1983 | dynamic trees | $O(m n \log n)$ | Sleator–Tarjan |
| 1985 | improved capacity scaling | $O(m n \log C)$ | Gabow |
| 1988 | push–relabel | $O(m n \log (n^2 / m))$ | Goldberg–Tarjan |
| 1998 | binary blocking flows | $O(m^{3/2} \log (n^2 / m) \log C)$ | Goldberg–Rao |
| 2013 | compact networks | $O(m n)$ | Orlin |
| 2014 | interior-point methods | $\tilde{O}(m n^{1/2} \log C)$ | Lee–Sidford |
| 2016 | electrical flows | $\tilde{O}(m^{10/7} C^{1/7})$ | Mađry |
| 20xx | | ??? | |

Maximum Flow and Minimum-Cost Flow in Almost-Linear Time

Li Chen*
Georgia Tech
lichen@gatech.edu

Rasmus Kyng†
ETH Zurich
kyng@inf.ethz.ch

Yang P. Liu‡
Stanford University
yangpliu@stanford.edu

Richard Peng
University of Waterloo §
y5peng@uwaterloo.ca

Maximilian Probst Gutenberg†
ETH Zurich
maxprobst@ethz.ch

Sushant Sachdeva¶
University of Toronto
sachdeva@cs.toronto.edu

April 26, 2022

Abstract

We give an algorithm that computes exact maximum flows and minimum-cost flows on directed graphs with m edges and polynomially bounded integral demands, costs, and capacities in $m^{1+o(1)}$ time. Our algorithm builds the flow through a sequence of $m^{1+o(1)}$ approximate undirected minimum-ratio cycles, each of which is computed and processed in amortized $m^{o(1)}$ time using a new dynamic graph data structure.

Our framework extends to algorithms running in $m^{1+o(1)}$ time for computing flows that minimize general edge-separable convex functions to high accuracy. This gives almost-linear time algorithms for several problems including entropy-regularized optimal transport, matrix scaling, p -norm flows, and p -norm isotonic regression on arbitrary directed acyclic graphs.